

PCCS Board of Directors Meeting Agenda
Tuesday, April 26, 2022 @ 7:00PM
Wright School House Library
1571 Jones Point Road
Grayslake, IL 60030

Call to Order	President
Motion to Approve Agenda	
Public Comment	20 Minutes

Discussion Agenda

1. Authorizer's Annual Review FY21
2. 2nd Reading By Laws Amendments
3. New Business From Previous Board Meetings: Restrooms
4. Committee Updates

Consent Agenda

5. Financial Statements
 - Business Manager's Report
 - YTD Financials through March
 - 3rd Quarter YTD Financials Deliverables
6. Motion to Approve Open Session Minutes of Previous Board and Committee Meetings
7. Motion to Accept Reports on Consent Agenda

Public Comment	10 Minutes
-----------------------	------------

Closed Session:

Discussion Related to 5ILCS 120/2(c)(11) Litigation, when an action against, affecting, or on behalf of the public body has been filed and is pending before a court or administrative tribunal, or when the public body finds that an action is probable or imminent, in which case the basis for the finding shall be recorded and entered into the minutes of the closed meeting.

8. Pending Litigation
9. Legal Bills GSL \$ 1,402.5 SpEd \$ 467.50

Action Agenda

- 2A – Approval of the Amended By Laws
- 5A – Approve 3rd Quarter Financial Deliverables
- 9A – Approve Legal Bills \$ 1,870.00

New Business

Adjourn

A copy of the board documents for this meeting is available for viewing on the school website.

Thank you for attending the meeting of the PCCS Board of Education. Individual board members do not respond to public comment. For questions or comments, please e-mail the Board at board@pccharterschool.org.

The PCCS Board of Directors consists of:

President: Stacey White
Secretary: Abe Janis
Demetri Georgatsos

Vice President: Jim Mertz
Nell Anen
JoAnn Stewart

Treasurer: Ankur Bhatia
Rebekka Herrington

Discussion Agenda

Discussion Item:

Authorizer Annual Review for FY21

Annually ISBE produces an annual report on the Charter School under 3 main domains on accordance with their Accountability Plan for Charter Schools.

- Academics – Once again due to the pandemic the academic performance measures were waived.
- Financial – 100% Meets
- Organizational- 100% Meets

As a result, PCCS was given the rating Good Standing for the FY21 school year performance.

As a reminder, the cumulative annual reports will be the evaluated and referenced during our next Charter Contract Renewal.



April 01, 2022

Stacey White, Board President
Geoff Deigan, Executive Director
Prairie Crossing Charter School
1531 Jones Point Road, Grayslake, IL 60030

Dear Mr. White and Mr. Deigan:

The Illinois State Board of Education (ISBE) is committed to issuing Annual Performance Reports, including a Letter of Accountability Status, to each charter school under its authority. ISBE continues to use the [Accountability System](#) previously implemented by the Illinois State Charter School Commission to inform these reports and determine the status of schools. This system is incorporated into the Charter School Agreement and conforms with both the [Illinois Charter Schools Law](#) and the [Principles and Standards of Quality Authorizing](#) codified by the National Association of Charter School Authorizers. It incorporates frameworks and standards in three performance domains – academic, financial, and organizational.

The COVID-19 global pandemic continued to disrupt learning in school year 2020-21. Schools across the state had the option to serve students fully in-person, fully remotely, or through a hybrid model of in-person and remote instruction. In April 2021, ISBE applied for and received a [federal waiver](#) of accountability and school identification requirements for that school year to allow educators to use available in-person class time as needed on critical endeavors necessary to rebuild Illinois' education system.

All districts and schools were required to administer the statewide assessments in school year 2020-21, but they had the option to conduct testing either in the spring or fall of 2021. ISBE published test results from the spring testing window in October 2021 and plans to publish fall testing results in late April 2022. ISBE will not calculate any summative designations in accordance with its approved federal waiver.


ISBE also has waived academic accountability for state-authorized charter schools in school year 2020-21 to provide parity between state-authorized charter schools and traditional public school districts. The Annual Performance Reports include all available academic data, but only organizational and financial performance data will be factored into the calculation of each school's 2020-21 accountability status.

School Year 2020-21 Results: Prairie Crossing Charter School

Prairie Crossing Charter School has received an Accountability Status of **Good Standing** for the 2020-21 school year. As mentioned, the academic performance measures were waived; Prairie Crossing met 100 percent of the financial performance measures and 100 percent of the organizational performance measures. The criteria for an Accountability Status of Good Standing are defined in the Accountability System.

Please do not hesitate to contact me if you have any questions or concerns regarding this communication. We appreciate your continued commitment to meeting the needs of your students and school community.

Sincerely,

A handwritten signature in blue ink that reads "David Turovets". The signature is written in a cursive style with a large initial "D" and a long, sweeping tail on the "t".

David Turovets
Director of Charter Schools
Illinois State Board of Education

Prairie Crossing Charter School

Annual Review

School Year

2020-2021

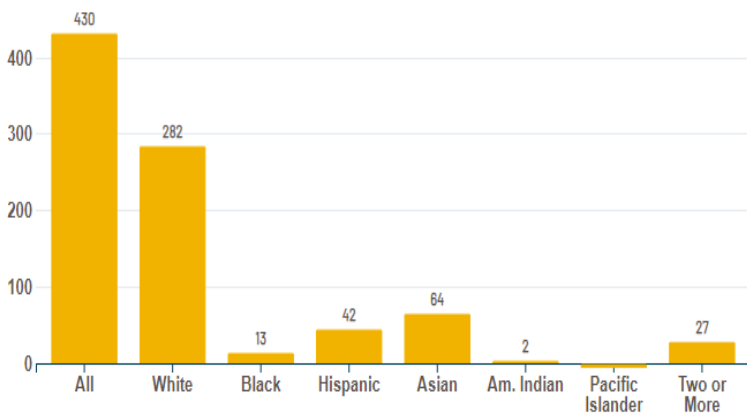


**Illinois
State Board of
Education**

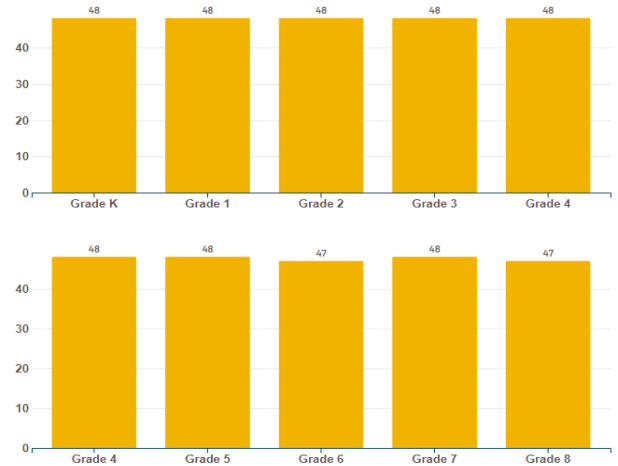
SCHOOL OVERVIEW

Mission Statement	We believe that children are our best hope to improve the world.		
Location	1531 Jones Point Road, Grayslake, IL 60030		
Year Authorized	2019	Year Opened:	1999
Host District(s)	Woodland SD #50 and Fremont SD #79		
Areas Served	Gages Lake, Grayslake, Gurnee, Hawthorn Woods, Lake Villa, Mundelein, Round Lake, Third Lake, Wauconda, Waukegan, Wildwood		
Leadership	Geoff Deigan, Executive Director and Tony Zamiar, Principal		
Enrollment	430	Attendance:	97.9%

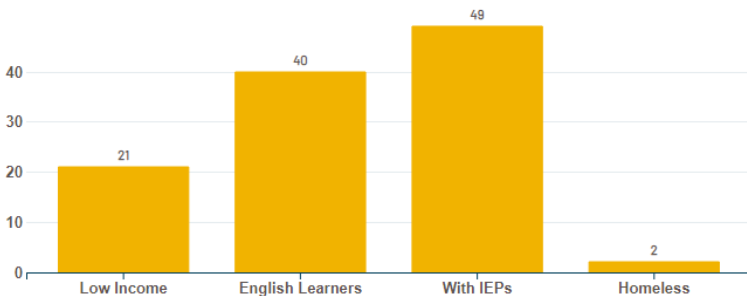
Student Demographics



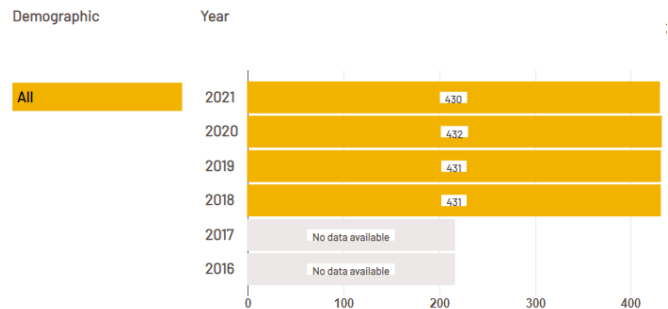
Enrollment by Grade



Priority Groups



Enrollment by Year



* All data on this page is from the [2020-2021 Illinois Report Card](#). The Illinois Report Card is an annual report released by ISBE that shows how the state, and each school and district, are progressing on a wide range of educational goals.

EXECUTIVE SUMMARY OF FINDINGS


Annual performance reviews are used to engage in data-informed conversations with the school about its performance and ultimately as evidence to make impartial charter renewal and revocation decisions. This Annual Performance Report reviews the school's performance during the 2020-21 school year on outcome measures set forth in the Accountability Plan.

ISBE reviews charter school performance across three domains—academic, financial, and organizational—using multiple measures defined in the Accountability Plan. Measures in each framework are discussed individually on the subsequent pages of this report.

RATING			DESCRIPTION
Exceeds Standards	E	89-100	Acknowledges performance of the most successful schools (Used only in the Academic Section)
Meets Standards	M	63-88	Communicates ISBE's expectations for performance
Below Standards	B	39-62	Highlights schools that are not meeting performance expectations
Far Below Standards	F	Below 39	Indicates need for high-stakes review; school support framework is engaged

 **Possible 2021 Data Delay - COVID-19**

ACADEMIC PERFORMANCE SUMMARY

Overall Score:	PROFICIENCY COMPARISON				GROWTH			
Waived	State		ASC					
	1a	1a	1b	1b	2a	2a	2b	2b
No Data Available	ELA	MATH	ELA	MATH	ELA	MATH	ELA	MATH
	 Possible 2021 Data Delay - COVID-19							

SUBGROUP PROFICIENCY AND GROWTH								POSTSECONDARY READINESS				
State		ASC		Growth								
3a1	3a1	3a2	3a2	3b1	3b1	3b2	3b2	5a1	5a2	5b1	5b2	5c
ELA	MATH	ELA	MATH	ELA	MATH	ELA	MATH	SAT State	SAT ASC	4 & 5 Year Grad. Rates	Grad. Rate ASC	College Attendance
No Data	No Data	No Data	No Data	No Data	No Data	No Data	No Data	NA	NA	NA	NA	NA

FINANCIAL PERFORMANCE SUMMARY

NEAR TERM				SUSTAINABILITY				
1a	1b	1c	1d	2a	2b	2c	2d	2e
Current Ratio	Restricted Days Cash	Enrollment Variance	Debt Default	Total Margin	Debt to Asset Ratio	Cash Flow	Debt Service Coverage Ratio	Reporting & Compliance
Meets	Meets	Meets	Meets	Meets	Meets	Meets	Meets	Meets

ORGANIZATIONAL PERFORMANCE SUMMARY

Student Rights					Governance and Management			Reporting and Compliance			School Environment		
1a	1b	1c	1d	1e	2a	2b	2c	3a	3b	3c	4a	4b	4c
Meets	Meets	Meets	Meets	Meets	Meets	Meets	Meets	Meets	Meets	Meets	Meets	Meets	Waived

ACADEMIC PERFORMANCE FRAMEWORK

The results of the Academic Performance Framework provide ISBE with an annual balanced assessment of school academic quality based on multiple outcome measures of student performance. The Academic Performance Framework reports school performance based on student proficiency, student growth, subgroup performance, and college and career readiness (for high schools). Schools may also request school- or mission-specific academic measures.

In response to the COVID-19 pandemic, the U.S. Department of Education (ED) allowed states to apply for a waiver of federal accountability and school identification requirements for the 2020-21 school year. Illinois applied for and received this waiver. ISBE’s approved waiver request can be viewed [here](#).

The approved waiver:

- Waived the requirement to provide summative designations and identify schools for targeted and comprehensive support in school year 2020-21; and
- Waived the requirement to report on accountability indicators on the school year 2020-21 Illinois School Report Cards.

*2021 items possibly impacted by COVID-19

1A. PROFICIENCY STATEWIDE COMPARISON

Academic Subject	Percentage of Students Meeting/Exceeding Proficiency	Statewide Proficiency Rates for Schools Serving the Same Grades			Rating
		Lowest 20% of Schools	Average School Proficiency Rate	Top 10% of Schools	
ELA	50%	No Data	No Data	No Data	Waived
Math	42%	No Data	No Data	No Data	Waived

1B. PROFICIENCY ASSIGNED SCHOOL COMPOSITE (ASC) COMPARISON

School		ASC Comparison		Rating	
ELA	Math	ELA	Math	ELA	Math
50%	42%	No Data	No Data	Waived	Waived

3a.1 Subgroup Proficiency Statewide Comparison

Subgroup	Proficiency Rate ELA				Proficiency Rate Math				Rating	
	ELA	Lowest 20% of Schools	Average	Top 10% of Schools	Math	Lowest 20% of Schools	Average	Top 10% of Schools	Reading	Math
White	48.8%	No Data	No Data	No Data	41.5%	No Data	No Data	No Data	Waived	Waived
Black or African American	No Data	No Data	No Data	No Data	No Data	No Data	No Data	No Data	Waived	Waived
Hispanic or Latino	37.5%	No Data	No Data	No Data	29.2%	No Data	No Data	No Data	Waived	Waived
Two or More Races	46.2%	No Data	No Data	No Data	53.8%	No Data	No Data	No Data	Waived	Waived

Low Income	45.5%	No Data	No Data	No Data	27.3%	No Data	No Data	No Data	Waived	Waived
LEP	11.8%	No Data	No Data	No Data	11.8%	No Data	No Data	No Data	Waived	Waived
IEP	26.4%	No Data	No Data	No Data	17.6%	No Data	No Data	No Data	Waived	Waived
Children with Disabilities	30%	No Data	No Data	No Data	26.7%	No Data	No Data	No Data	Waived	Waived

3a.2 Subgroup Proficiency Statewide Comparison

Subgroup	Proficiency Rate Reading/ELA		Proficiency Rate Math		Rating	
	School Subgroup	ASC Proficiency Rate	School Subgroup	ASC Proficiency Rate	ELA	Math
White	48.8%	No Data	41.5%	No Data	Waived	Waived
Black or African American	No Data	No Data	No Data	No Data	Waived	Waived
Hispanic or Latino	37.5%	No Data	29.2%	No Data	Waived	Waived
Two or More Races	46.2%	No Data	53.8%	No Data	Waived	Waived
Low Income	45.5%	No Data	27.3%	No Data	Waived	Waived
LEP	11.8%	No Data	11.8%	No Data	Waived	Waived
IEP	26.4%	No Data	17.6%	No Data	Waived	Waived
Children with Disabilities	30%	No Data	26.7%	No Data	Waived	Waived

FINANCIAL PERFORMANCE FRAMEWORK

The Financial Performance Framework evaluates schools' financial viability in the near- and long-term and provides ISBE with tools to identify schools that are currently in, or trending towards, financial difficulty. To that end, the Financial Performance Framework utilizes eight interconnected measures to assess a school's financial position from both a cash and an accrual basis of accounting. These measures are organized as *Near-Term* or *Sustainability* indicators.

NEAR-TERM

The portion of the framework that tests a school's near-term financial health is designed to depict the school's financial position and viability in the upcoming year. Schools meeting the desired standards demonstrate a low risk of financial distress in the coming year. Schools that fail to meet the standards may currently be experiencing financial difficulties and/or are at high risk for financial hardship in the near term.

SUSTAINABILITY

The framework also includes longer-term financial sustainability measures and is designed to depict a school's financial position and viability over time. Schools that meet the desired standards demonstrate a low risk of financial distress in the future, while schools that fail to meet the standards may be at high risk for financial hardship in the future.

The financial framework uses three target categories:

Meets Standards	The school's performance on this component does not signal a financial risk to the school and meets the authorizer's standard.
Below Standards	The school's performance on this component signals a financial risk to the school and does not meet the authorizer's standard. If a school falls below standards based on an initial review of the school's financials, the authorizer should follow up to determine if the school is truly a financial risk for the purposes of annual reporting, intervention, and high-stakes decision making.
Far Below Standards	The school's performance on this component signals a significant financial risk to the school and does not meet the authorizer's standard.

INDICATOR	MEASURE	RATING	FINDINGS/NOTES
NEAR-TERM	1a. Current Ratio	Meets	
	1b. Restricted Days Cash	Meets	
	1c. Enrollment Variance	Meets	
	1d. Debt Default	Meets	
SUSTAINABILITY	2a. Total Margin	Meets	
	2b. Debt to Asset Ratio	Meets	
	2c. Cash Flow	Meets	
	2d. Debt Service Coverage Ratio	Meets	
	2e. Financial Reporting and Compliance Requirements	Meets	

ORGANIZATIONAL PERFORMANCE FRAMEWORK

The Organizational Performance Framework consists of four major categories, or Indicators. These Indicators allow the public to comprehensively analyze the extent to which a school is complying with its various legal and ethical responsibilities. The measures within each Indicator are designed to treat all schools the same in terms of meeting minimum legal and ethical requirements. Expectations are derived from state and federal law and operating terms outlined in the charter contract and charter application. The purpose of the Organizational Performance Framework is to protect the public interest and to determine whether schools are respecting the rights of students, staff, and families, as well as the interests of the general public, by meeting all state and federal legal obligations.

For each measure, a school receives one of three ratings:

Meets Standards	The school materially meets the expectations outlined within the measure.
Below Standards	The school has failed to implement the program in the manner described; the failure(s) were material, but the board has instituted remedies that have resulted in compliance or prompt and sufficient movement toward compliance.
Far Below Standards	The school failed to implement the program in the manner described; the failure(s) were material and significant to the viability of the school, or regardless of the severity of the failure(s), the board has not instituted remedies that have resulted in prompt and sufficient movement toward compliance.

INDICATOR	MEASURE	RATING	FINDING(S) / NOTES
STUDENT RIGHTS	1a. Rights of Students with Disabilities	Meets	
	1b. Rights of English Language Learner (ELL) Students	Meets	
	1c. Protection of Student Rights	Meets	
	1d. Admissions and Enrollment Practices	Meets	
	1e. Discipline Policy and Practices	Meets	
GOVERNANCE AND MANAGEMENT	2a. Governance Requirements	Meets	
	2b. Management Accountability	Meets	
	2c. Employee Rights, Retention, and Evaluation	Meets	
REPORTING AND COMPLIANCE	3a. Reporting Requirements	Meets	
	3b. Health and Safety Compliance	Meets	
	3c. Compliance with Additional Obligations	Meets	
SCHOOL ENVIRONMENT	4a. Attendance Goals	Meets	
	4b. Attrition Rates & Enrollment Stability	Meets	
	4c. 5Essentials Survey	Waived	<i>With the 2021 data possibly impacted by COVID-19, this measure is waived for school year 2020-21. The survey response rates were as follows: 84.0% (students), 57.8% (teachers), 23.6% (parents).</i>

Discussion Item:

2nd Reading of Bylaws Amendment

Below you will find 2 versions of the proposed Bylaw amendments:

- The 1st version is a clean version showing the document in a potential final form
- Following the clean version, is the tracked changes version showing the proposed changes in the edited format.



Board of Director's Policy Educational Philosophy 100 Series

Policy # 100.4

PRAIRIE CROSSING CHARTER SCHOOL BYLAWS

The Board of Directors, pursuant to Article XIV of the Bylaws of Prairie Crossing Charter School, has adopted the following Amended and Restated Bylaws of Prairie Crossing Charter School effective May 28, 2013 until otherwise amended, altered, revised or repealed.

ARTICLE I. NAME

The name of the Corporation shall be Prairie Crossing Charter School.

ARTICLE II. PURPOSES

Section 1. Not for Profit. The Corporation is organized under and shall operate as an Illinois Not For Profit Corporation, and shall have such powers as are now or as may hereafter be granted by the Illinois General Not For Profit Corporation Act of 1986.

Section 2. Purposes. The purposes of the Corporation are educational and charitable within the meaning of section 501(c)(3) of the Internal Revenue Code of 1986, as amended, including but not limited to the establishment of a Charter School under the auspices of the State of Illinois.

Section 3. Rules. The following rules shall conclusively bind the Corporation and all persons acting for or on behalf of it:

- a. No part of the net earnings of the Corporation shall inure to the benefit of, or be distributable to its members, directors, officers, or other private persons, except that the Corporation shall be authorized and empowered to pay reasonable compensation for services rendered and to make payments and distributions in furtherance of the purposes set forth herein. No substantial part of the activities of the Corporation shall be the carrying on of propaganda, or otherwise attempting to influence legislation, and the Corporation shall not participate in, or intervene in (including the publishing or distribution of statements) any political campaign on behalf of any candidate for public office. Notwithstanding any other provision of these bylaws, the Corporation shall not carry on any other activities not permitted to be carried on (a) by a corporation exempt from Federal income tax under section 501(c)(3) of the Internal Revenue Code of 1986 (or the corresponding provision of any future United States Internal Revenue Law) or (b) by a corporation, contributions to which are deductible under section 170(c)(2) of the Internal Revenue Code of 1986 (or the corresponding provision of any future United States Internal Revenue Law).
- b. Upon the dissolution of the Corporation, the Board of Directors shall, after paying or making provision for the payment of all the liabilities of the Corporation, dispose of all the assets of the Corporation exclusively for the purposes of the Corporation in such manner, or to such organization or organizations organized and operated exclusively for charitable, educational, religious, or scientific purposes as shall at the time qualify as an exempt organization or organizations under section 501(c)(3) of the Internal Revenue Code of 1986 (or the corresponding provision of any future United States Internal Revenue Law), as the Board of Directors shall determine. Any assets not so disposed of shall be disposed of by the Court of Common Pleas of the county in which the principal office of the Corporation is then located, exclusively for such purposes or to such organization or organizations, as said Court shall determine, which are organized and operated exclusively for such purposes.
- c. The Corporation shall not adopt any practice, policy or procedure which would result in discrimination on the basis race; color; creed; religion; national origin; sex; sexual orientation; age; ancestry; marital status; military status; order of protection status; unfavorable military discharge; citizenship status provided the individual is authorized to work in the United States; use of lawful products while not at work; being a victim of domestic or sexual violence; genetic information; physical or mental handicap or disability, if otherwise able to perform the essential functions of the job with reasonable accommodation; pregnancy, childbirth, or related medical conditions; and other legally protected categories.

ARTICLE III. REGISTERED OFFICE AND AGENT

The Corporation shall have and continuously maintain in the State of Illinois within the boundaries of Lake or Cook Counties, a registered office and a registered agent whose office shall be identical with such registered office.

ARTICLE IV. MEMBERS

The Corporation shall have no members.

ARTICLE V. BOARD OF DIRECTORS

Section 1. General Powers. The affairs of the Corporation shall be managed by or under the direction of its Board of Directors which may delegate authority to specified officers and other designated personnel.

Section 2. Number, Tenure and Qualifications. The number of directors shall consist of not less than seven (7) and not more than twelve (12) individuals.

Section 3. Term. The term for directors is three years. Each director shall hold office until the end of his or her respective term, resignation, removal, or until his or her successor shall have been elected and qualified. No director may serve more than two (2) consecutive, full three-year terms, excluding any ex-officio tenure, by board appointment. A director may be elected by parents of children currently enrolled in the school to serve a third term for a total of three (3) consecutive, full three-year terms, excluding any ex-officio tenure. Section 4. Board Composition. No less than two director, whether members of the parent body or otherwise, shall be elected by the parents of children currently enrolled at Prairie Crossing Charter School. No less than four directors, whether elected by such parents or appointed by the Board, shall themselves be parents of children currently enrolled at Prairie Crossing Charter School. Each of the above are minimum requirements and are limited only by the ultimate size of the board itself. Upon a vacancy created in accordance with the terms in Section 3 and Section 10 and in the event no parent elect candidate enters the election, the Board of Directors may fill the vacancy with a Board appointed member until the next parent election cycle. The Board of Directors may also elect ex-officio directors from time to time, such directors being allowed to attend and participate in all open sessions of board meetings but not being allowed to vote.

Section 5. Regular Meetings. Regular meetings of the Board of Directors shall be held monthly on dates to be determined by the Board, for no less than nine (9) regular meetings each year. The meeting agenda will be posted according to the Illinois Open Meetings Act. The annual meeting of the Board of Directors shall be held on the date corresponding to the date that the regular meeting scheduled for October would otherwise be held.

Section 6. Special Meetings. Special meetings of the Board of Directors may be called by or at the request of the President or a majority of Directors. The location, notification, and posting of the meeting must adhere to the Illinois Open Meetings Act. Notice shall be given to all directors via email if within a week of the meeting, or telephone, in addition to email, if less than a week from the date of the meeting.

Section 7. Quorum. A majority of the Board of Directors shall constitute a quorum for the transaction of business at any meeting of the Board of Directors provided that, if less than a majority of the directors is present at said meeting, a majority of the directors present may adjourn the meeting to another time without further notice.

Section 8. Manner of Acting. The act of a majority of the directors present at a meeting at which a quorum is present shall be the act of the Board of Directors, unless the act of a greater number is required by statute, these bylaws, or the Articles of Incorporation. No director may act by proxy on any matter of Board governance.

Section 9. Vacancies. Any vacancy occurring in the Board of Directors shall be filled by the Board of Directors unless the articles of incorporation, a statute, or these bylaws provide that a vacancy or a directorship so created shall be filled in some other manner, in which case such provision shall

control. When a vacancy reduces the membership of the Board to less than seven members, the Board of Directors shall endeavor to fill any vacancy within 90 days by electing or appointing a new member.

Section 10. Resignation and Removal of Directors. A director may resign at any time upon written notice to the Board of Directors. A director may be removed with or without cause by the affirmative vote of two-thirds of the total directors. Notice shall be given to all directors a minimum of 7 days before a vote to remove a director. A director being considered for removal shall have the opportunity to address the Board prior to any vote on such removal.

Section 11. Compensation. Members of the Board of Directors shall not receive any salary for their services as members of the Board, but by resolution of the Board of Directors, a fixed sum and expenses of attendance, if any, may be allowed for attendance at each regular or special meeting of the Board; provided, that nothing herein contained shall be construed to preclude any director from serving the Corporation in any other capacity and receiving compensation therefore.

ARTICLE VI. COMMITTEES

Section 1. Committee Establishment. The Board of Directors may by resolution designate standing committees, ad hoc committees, and ad hoc task forces as it deems necessary for the effective governance of the corporation. Each committee, whether created by such resolution or provided for in Section 2 of this Article 2, shall consist of two or more directors, may be chaired by a director, with at least one committee member being a parent of a child currently enrolled at Prairie Crossing Charter School. Board committees and task forces act as recommending bodies to the Board of Directors and do not have authority to approve governance or management issues. With the exception of the Executive Committee, appointments to committees, task forces, or other bodies shall be by the Board President. Any member of such bodies may be removed by the Board President whenever in the judgment of the President the best interests of the Corporation would be served by such removal. Staff members assigned to such bodies are to be considered advisory, and not members of said bodies, unless specifically appointed as a member.

Section 2. Standing Committees. The Corporation shall have the following standing committees, all members of which, unless otherwise noted, will be appointed by the President:

(a) Executive Committee. The Executive Committee shall consist of all officers of the Corporation and any other individuals appointed by the President and approved by the Board of Directors. The committee shall be chaired by the President and shall be fully authorized, unless such authority be otherwise specifically limited by the Board of Directors, to act on behalf of the Corporation during the intervals between meetings of the Board of Directors. Actions taken by the Executive Committee shall be reported to the Board of Directors for ratification at the next regular meeting thereof.

(b) Finance Committee. The Finance Committee members shall be appointed by the President and shall include the Treasurer. It shall be responsible for oversight of the compilation of the annual budget for submission to the Board of Directors for approval, assisting the Corporation in the interviewing and selecting of accounting professionals to conduct the annual audit and reviewing any recommendations thereof upon completion of the audit, and reviewing insurance coverage and insurance companies for the Corporation. The Finance Committee will review the financial reports of the Corporation not less than quarterly to determine the relationship of budgeted items to actual expenditures and revenues, and the chairperson of the Finance Committee shall report the results of such review to the Board of Directors at the next regular meeting of the Board of Directors.

(c) Academic Excellence Committee. The Academic Excellence Committee members shall be appointed by the Board President. Board Policy will define the Committee makeup and meeting frequency. The Committee will monitor curriculum content, student achievement, staff development, and alignment with the academic standards in our charter agreement.

(d) Governance Committee. The Governance Committee members shall be appointed by the Board President. Board Policy will define the Committee makeup and meeting frequency. The Governance Committee will review and evaluate school policies on a regular basis to

determine if policies are relevant and address the needs of the school. The committee will collaborate with the administration to identify and develop new policies, and will advise the Board of Directors on policy-related issues. The Committee will recommend the goals of the strategic plan to the Board of Directors, and monitor the progress of said goals.

(e) Outreach Committee. The Outreach Committee members shall be appointed by the Board President. Board Policy will define the Committee makeup and meeting frequency. The Committee will be responsible to the Board of Directors for raising awareness to the broader community of the opportunity to choose PCCS as their child(ren)'s school. The Committee will coordinate development efforts with the school's Executive Director, or other approved appointee.

Section 3. Other Bodies. The Board of Directors by resolution may designate commissions, task forces, advisory bodies or other such bodies not having or exercising the authority of the Board of Directors in the management of the Corporation. The Board of Directors shall from time to time designate by resolution the scope and authority of any such body. Except as otherwise provided in such resolution, members need not be directors of the Corporation, and the President shall appoint the members thereof.

Section 4. Blank.

Section 5. Term of Office. Each member of a committee or other body shall continue until the member resigns, is removed or ceases to qualify as a member thereof, unless the committee or other body is sooner terminated.

Section 6. Chairperson. Unless otherwise specified in this Article VI, one member of each committee or other body shall be appointed chairperson by the President of the Corporation.

Section 7. Vacancies. Vacancies in the membership of any committee or other body may be filled by appointments in the same manner as provided in the case of the original appointments.

Section 8. Quorum. Unless otherwise provided in the resolution of the Board of Directors designating a committee or other body, a majority of the entire committee shall constitute a quorum, and the act of a majority of the members present at a meeting in which a quorum is present shall be the act of the committee or other body.

Section 9. Subcommittees or Sub-Bodies. Each committee or other body may create by resolution subcommittees or sub-bodies to assist in fulfilling its purpose, which subcommittees or sub-bodies shall operate in accordance with such resolution. The chairperson of the particular committee or body shall appoint the chairperson of each its subcommittees or sub-bodies.

ARTICLE VII. OFFICERS

Section 1. Officers. The officers of the Corporation shall be a President, a Vice-President, a Treasurer, a Secretary, and such other officers as may be elected or appointed by the Board of Directors. Officers whose authority and duties are not prescribed in these bylaws shall have the authority and perform the duties prescribed, from time to time, by the Board of Directors. Not more than two offices may be held by the same person.

Section 2. Election and Term of Office. The officers of the Corporation shall be elected at each regular annual meeting of the Board of Directors. Vacancies may be filled or new offices created and filled at any meeting of the Board of Directors. Each officer shall hold office until his or her successor shall have been duly elected and shall have qualified or until his or her death or until he or she shall resign or shall have been removed in the manner herein provided. Election of an officer shall not of itself create contractual rights.

Section 3. Removal. Any officer elected or appointed by the Board of Directors may be removed by the Board of Directors whenever in its judgment the best interests of the Corporation would be served thereby.

Section 4. President. The President shall be the principal executive officer of the Corporation. Subject to the direction and control of the Board of Directors, he or she shall be in charge of the business and affairs of the Corporation.

Section 5. Vice-President. The Vice-President shall assist the President in the discharge of his or her duties as the President may direct, and shall perform such other duties as from time to time may be assigned to him or her by the President or the Board of Directors. In the absence of the President or in the event of his or her inability or refusal to act, the Vice-President shall perform the duties of the President and, when so acting, shall have all the powers of and be subject to all the restrictions upon the President.

Section 6. Treasurer. The Treasurer shall be the principal accounting and financial officer of the Corporation. The Treasurer shall (a) have charge of and be responsible for the maintenance of adequate books of account for the Corporation; (b) have charge and custody of all funds and securities of the Corporation, and be responsible thereof, and for the receipt and disbursement thereof; and (c) perform all the duties incident to the office of Treasurer and such other duties as from time to time may be assigned to him or her by the President or by the Board of Directors.

Section 7. Secretary. The Secretary shall (a) record the minutes of the meetings of the Board of Directors in one or more books provided for that purpose; (b) see that all notices, including without limitation annual notice of the dates of all regularly scheduled meetings of the Board of Directors, are duly given in accordance with the provisions of these bylaws or as required by law; (c) be a custodian of the corporate records; (d) keep a register of the post office address of each member of the Board of Directors and the Advisory Board which shall be furnished to the Secretary by such members; and (e) perform all duties incident to the office of Secretary and such other duties as from time to time may be assigned to him or her by the President or by the Board of Directors.

ARTICLE VIII. CONTRACTS, CHECKS, DEPOSITS, AND FUNDS

Section 1. Contracts. The Board of Directors may authorize any agent or agents of the Corporation, in addition to the officers so authorized by these bylaws, to enter into any contract or execute and deliver any instrument in the name of and on behalf of the Corporation and such authority may be general or confined to specific instances.

Section 2. Checks, Drafts, etc. All checks, drafts or other orders for the payment of money, notes or other evidences of indebtedness issued in the name of the Corporation shall be signed by such officer or officers, agent or agents of the Corporation and in such manner as shall from time to time be determined by resolution of the Board of Directors. In the absence of such determination by the Board of Directors, such instruments shall be signed by the Treasurer or an Assistant Treasurer and countersigned by the President or Vice-President of the Corporation.

Section 3. Deposits. All funds of the Corporation shall be deposited from time to time to the credit of the Corporation in such banks, trust companies, or other depositories as the Board of Directors may select.

Section 4. Gifts. The Board of Directors, or person designated by the Board of Directors, or an officer of the Corporation, may accept on behalf of the Corporation any contribution, gift, bequest or devise for the general purpose or for any special purpose of the Corporation.

ARTICLE IX. BOOKS AND RECORDS

The Corporation shall keep correct and complete books and records of account and shall also keep minutes of the proceedings of its Board of Directors, and committees having any of the authority of the Board of Directors.

ARTICLE X. FISCAL YEAR

The fiscal year of the Corporation shall be fixed by resolution of the Board of Directors.

ARTICLE XI. NO CORPORATE SEAL

The Corporation shall not have nor use a corporate seal.

ARTICLE XII. WAIVER OF NOTICE

Whenever any notice whatsoever is required to be given under the provisions of the Illinois General Not For Profit Corporation Act of 1986 or under the provisions of the Articles of Incorporation or the bylaws of the Corporation, a waiver thereof in writing signed by the person or persons entitled to such notice, whether before or after the time started therein, shall be deemed equivalent to the giving of such notice.

ARTICLE XIII. INDEMNIFICATION

Section 1. Indemnification. The Corporation shall, to the extent legally permissible, indemnify each person who may serve or who has served at any time as a Board Member, Committee Member or employee of the corporation against all expenses and liabilities, including, without limitation, counsel fees, judgments, fines, excise taxes, penalties and settlement payments, reasonably incurred by or imposed upon such person in connection with any threatened, pending or completed action, suit or proceeding in which he or she may become involved by reason of his or her service in such capacity; provided that no indemnification shall be provided for any such person with respect to any matter as to which he or she shall have been finally adjudicated in any proceeding not to have acted in good faith in the reasonable belief that such action was in the best interests of the Corporation. The right of indemnification under this Article shall be in addition to and not exclusive of all other rights to which any person may be entitled.

This Article constitutes a contract between the corporation and the indemnified Board Member, Committee Member and employees. No amendment or repeal of the provisions of this Article, which adversely affects the right of an indemnified Board Member, Committee Member, or employee under this Article, shall apply to such Board Member, Committee Member, or employee with respect to those acts or omissions which occurred at any time prior to such amendment or repeal.

Section 2. Insurance. The Corporation is entitled to purchase insurance for purposes of the indemnifications provided in the Article to the full extent as determined from time to time by the Board of Directors.

ARTICLE XIV. AMENDMENTS

The power to alter, amend, or repeal the bylaws or adopt new bylaws shall be vested in the Board of Directors unless otherwise provided in the Articles of Incorporation or the bylaws. Such action must be adopted by no less than two-thirds of the members of the Board of Directors at a regular meeting for which written notice of the purpose shall be given; provided, however, that no amendment to the bylaws may be adopted unless such amendment is first presented for consideration at a prior regular meeting of the Board of Directors. The bylaws may contain any provisions for the regulations and management of the affairs of the Corporation not inconsistent with the law or the Articles of Incorporation.

Adoption Dates:

Amended and Restated: May 28, 2013

Amended and Restated: March 30, 2021



Board of Director's Policy Educational Philosophy 100 Series

Policy # 100.4

PRAIRIE CROSSING CHARTER SCHOOL BYLAWS

The Board of Directors, pursuant to Article XIV of the Bylaws of Prairie Crossing Charter School, has adopted the following Amended and Restated Bylaws of Prairie Crossing Charter School effective May 28, 2013 until otherwise amended, altered, revised or repealed.

ARTICLE I. NAME

The name of the Corporation shall be Prairie Crossing Charter School.

ARTICLE II. PURPOSES

Section 1. Not for Profit. The Corporation is organized under and shall operate as an Illinois Not For Profit Corporation, and shall have such powers as are now or as may hereafter be granted by the Illinois General Not For Profit Corporation Act of 1986.

Section 2. Purposes. The purposes of the Corporation are educational and charitable within the meaning of section 501(c)(3) of the Internal Revenue Code of 1986, as amended, including but not limited to the establishment of a Charter School under the auspices of the State of Illinois.

Section 3. Rules. The following rules shall conclusively bind the Corporation and all persons acting for or on behalf of it:

- a. No part of the net earnings of the Corporation shall inure to the benefit of, or be distributable to its members, directors, officers, or other private persons, except that the Corporation shall be authorized and empowered to pay reasonable compensation for services rendered and to make payments and distributions in furtherance of the purposes set forth herein. No substantial part of the activities of the Corporation shall be the carrying on of propaganda, or otherwise attempting to influence legislation, and the Corporation shall not participate in, or intervene in (including the publishing or distribution of statements) any political campaign on behalf of any candidate for public office. Notwithstanding any other provision of these bylaws, the Corporation shall not carry on any other activities not permitted to be carried on (a) by a corporation exempt from Federal income tax under section 501(c)(3) of the Internal Revenue Code of 1986 (or the corresponding provision of any future United States Internal Revenue Law) or (b) by a corporation, contributions to which are deductible under section 170(c)(2) of the Internal Revenue Code of 1986 (or the corresponding provision of any future United States Internal Revenue Law).
- b. Upon the dissolution of the Corporation, the Board of Directors shall, after paying or making provision for the payment of all the liabilities of the Corporation, dispose of all the assets of the Corporation exclusively for the purposes of the Corporation in such manner, or to such organization or organizations organized and operated exclusively for charitable, educational, religious, or scientific purposes as shall at the time qualify as an exempt organization or organizations under section 501(c)(3) of the Internal Revenue Code of 1986 (or the corresponding provision of any future United States Internal Revenue Law), as the Board of Directors shall determine. Any assets not so disposed of shall be disposed of by the Court of Common Pleas of the county in which the principal office of the Corporation is then located, exclusively for such purposes or to such organization or organizations, as said Court shall determine, which are organized and operated exclusively for such purposes.
- c. The Corporation shall not adopt any practice, policy or procedure which would result in discrimination on the basis race; color; creed; religion; national origin; sex; sexual orientation; age; ancestry; marital status; military status; order of protection status; unfavorable military discharge; citizenship status provided the individual is authorized to work in the United States;

use of lawful products while not at work; being a victim of domestic or sexual violence; genetic information; physical or mental handicap or disability, if otherwise able to perform the essential functions of the job with reasonable accommodation; pregnancy, childbirth, or related medical conditions; and other legally protected categories.

ARTICLE III. REGISTERED OFFICE AND AGENT

The Corporation shall have and continuously maintain in the State of Illinois within the boundaries of Lake or Cook Counties, a registered office and a registered agent whose office shall be identical with such registered office.

ARTICLE IV. MEMBERS

The Corporation shall have no members.

ARTICLE V. BOARD OF DIRECTORS

Section 1. General Powers. The affairs of the Corporation shall be managed by or under the direction of its Board of Directors which may delegate authority to specified officers and other designated personnel.

Section 2. Number, Tenure and Qualifications. The number of directors shall consist of not less than ~~nine~~ seven (7) and not more than twelve (12) individuals.

Section 3. Term. The term for directors is three years. Each director shall hold office until the end of his or her respective term, resignation, removal, or until his or her successor shall have been elected and qualified. No director may serve more than two (2) consecutive, full three-year terms, excluding any ex-officio tenure, by board appointment. A director may be elected by parents of children currently enrolled in the school to serve a third term for a total of three (3) consecutive, full three-year terms, excluding any ex-officio tenure. ~~No director may serve for more than two consecutive, full three-year terms, excluding any ex-officio tenure. Terms shall be staggered so that minimally three (3) and not more than five (5) directors shall be up for election in any year.~~

Section 4. Board Composition. No less than ~~Three~~ two directors, whether members of the parent body or otherwise, shall be elected by the parents of children currently enrolled at Prairie Crossing Charter School. No less than ~~four~~ five directors, whether elected by such parents or appointed by the Board, shall themselves be parents of children currently enrolled at Prairie Crossing Charter School. Each of the above are minimum requirements and are limited only by the ultimate size of the board itself. ~~One parent elect Board position will be elected Upon a vacancy created in accordance with the terms in Section 3 and Section 10 per yearly election cycle and -in the event no parent elect candidate enters the election, the Board of Directors may fill the vacancy with a Board appointed member until the next parent election cycle.~~ The Board of Directors may also elect ex-officio directors from time to time, such directors being allowed to attend and participate in all open sessions of board meetings but not being allowed to vote.

Section 5. Regular Meetings. Regular meetings of the Board of Directors shall be held monthly on dates to be determined by the Board, for no less than ~~ten~~ nine (9) regular meetings each year. The meeting agenda will be posted according to the Illinois Open Meetings Act. The annual meeting of the Board of Directors shall be held on the date corresponding to the date that the regular meeting scheduled for October would otherwise be held.

Section 6. Special Meetings. Special meetings of the Board of Directors may be called by or at the request of the President or a majority of Directors. The location, notification, and posting of the meeting must adhere to the Illinois Open Meetings Act. Notice shall be given to all directors via email if within a week of the meeting, or telephone, in addition to email, if less than a week from the date of the meeting.

Section 7. Quorum. A majority of the Board of Directors shall constitute a quorum for the transaction of business at any meeting of the Board of Directors provided that, if less than a majority of the

directors is present at said meeting, a majority of the directors present may adjourn the meeting to another time without further notice.

Section 8. Manner of Acting. The act of a majority of the directors present at a meeting at which a quorum is present shall be the act of the Board of Directors, unless the act of a greater number is required by statute, these bylaws, or the Articles of Incorporation. No director may act by proxy on any matter of Board governance.

Section 9. Vacancies. Any vacancy occurring in the Board of Directors shall be filled by the Board of Directors unless the articles of incorporation, a statute, or these bylaws provide that a vacancy or a directorship so created shall be filled in some other manner, in which case such provision shall control. When a vacancy reduces the membership of the Board to less than ~~seven~~ nine members, the Board of Directors shall endeavor to fill any vacancy within 90 days by electing or appointing a new member.

Section 10. Resignation and Removal of Directors. A director may resign at any time upon written notice to the Board of Directors. A director may be removed with or without cause by the affirmative vote of two-thirds of the total directors. ~~Written~~ Notice shall be given ~~sent~~ to all directors a minimum of 7 days before a vote to remove a director. A director being considered for removal shall have the opportunity to address the Board prior to any vote on such removal.

Section 11. Compensation. Members of the Board of Directors shall not receive any salary for their services as members of the Board, but by resolution of the Board of Directors, a fixed sum and expenses of attendance, if any, may be allowed for attendance at each regular or special meeting of the Board; provided, that nothing herein contained shall be construed to preclude any director from serving the Corporation in any other capacity and receiving compensation therefore.

ARTICLE VI. COMMITTEES

Section 1. Committee Establishment. The Board of Directors may by resolution designate standing committees, ad hoc committees, and ad hoc task forces as it deems necessary for the effective governance of the corporation. Each committee, whether created by such resolution or provided for in Section 2 of this Article 2, shall consist of two or more directors, may be chaired by a director, with at least one committee member being a parent of a child currently enrolled at Prairie Crossing Charter School. Board committees and task forces act as recommending bodies to the Board of Directors and do not have authority to approve governance or management issues. With the exception of the Executive Committee, appointments to committees, task forces, or other bodies shall be by the Board President. Any member of such bodies may be removed by the Board President whenever in the judgment of the President the best interests of the Corporation would be served by such removal. Staff members assigned to such bodies are to be considered advisory, and not members of said bodies, unless specifically appointed as a member.

Section 2. Standing Committees. The Corporation shall have the following standing committees, all members of which, unless otherwise noted, will be appointed by the President:

(a) Executive Committee. The Executive Committee shall consist of all officers of the Corporation and any other individuals appointed by the President and approved by the Board of Directors. The committee shall be chaired by the President and shall be fully authorized, unless such authority be otherwise specifically limited by the Board of Directors, to act on behalf of the Corporation during the intervals between meetings of the Board of Directors. Actions taken by the Executive Committee shall be reported to the Board of Directors for ratification at the next regular meeting thereof.

(b) Finance Committee. The Finance Committee members shall be appointed by the President and shall include the Treasurer. It shall be responsible for oversight of the compilation of the annual budget for submission to the Board of Directors for approval, assisting the Corporation in the interviewing and selecting of accounting professionals to conduct the annual audit and reviewing any recommendations thereof upon completion of the audit, and reviewing insurance coverage and insurance companies for the Corporation.

The Finance Committee will review the financial reports of the Corporation not less than quarterly to determine the relationship of budgeted items to actual expenditures and revenues, and the chairperson of the Finance Committee shall report the results of such review to the Board of Directors at the next regular meeting of the Board of Directors.

(c) Academic Excellence Committee. The Academic Excellence Committee members shall be appointed by the Board President. Board Policy will define the Committee makeup and meeting frequency. The Committee will monitor curriculum content, student achievement, staff development, and alignment with the academic standards in our charter agreement.

(d) Governance Committee. The Governance Committee members shall be appointed by the Board President. Board Policy will define the Committee makeup and meeting frequency. The Governance Committee will review and evaluate school policies on a regular basis to determine if policies are relevant and address the needs of the school. The committee will collaborate with the administration to identify and develop new policies, and will advise the Board of Directors on policy-related issues. The Committee will recommend the goals of the strategic plan to the Board of Directors, and monitor the progress of said goals.

(e) Outreach Committee. The Outreach Committee members shall be appointed by the Board President. Board Policy will define the Committee makeup and meeting frequency. The Committee will be responsible to the Board of Directors for raising awareness to the broader community of the opportunity to choose PCCS as their child(ren)'s school. The Committee will coordinate development efforts with the school's Executive Director, or other approved appointee.

Section 3. Other Bodies. The Board of Directors by resolution may designate commissions, task forces, advisory bodies or other such bodies not having or exercising the authority of the Board of Directors in the management of the Corporation. The Board of Directors shall from time to time designate by resolution the scope and authority of any such body. Except as otherwise provided in such resolution, members need not be directors of the Corporation, and the President shall appoint the members thereof.

Section 4. Blank.

Section 5. Term of Office. Each member of a committee or other body shall continue until the member resigns, is removed or ceases to qualify as a member thereof, unless the committee or other body is sooner terminated.

Section 6. Chairperson. Unless otherwise specified in this Article VI, one member of each committee or other body shall be appointed chairperson by the President of the Corporation.

Section 7. Vacancies. Vacancies in the membership of any committee or other body may be filled by appointments in the same manner as provided in the case of the original appointments.

Section 8. Quorum. Unless otherwise provided in the resolution of the Board of Directors designating a committee or other body, a majority of the entire committee shall constitute a quorum, and the act of a majority of the members present at a meeting in which a quorum is present shall be the act of the committee or other body.

Section 9. Subcommittees or Sub-Bodies. Each committee or other body may create by resolution subcommittees or sub-bodies to assist in fulfilling its purpose, which subcommittees or sub-bodies shall operate in accordance with such resolution. The chairperson of the particular committee or body shall appoint the chairperson of each its subcommittees or sub-bodies.

ARTICLE VII. OFFICERS

Section 1. Officers. The officers of the Corporation shall be a President, a Vice-President, a Treasurer, a Secretary, and such other officers as may be elected or appointed by the Board of Directors. Officers

whose authority and duties are not prescribed in these bylaws shall have the authority and perform the duties prescribed, from time to time, by the Board of Directors. Not more than two offices may be held by the same person.

Section 2. Election and Term of Office. The officers of the Corporation shall be elected at each regular annual meeting of the Board of Directors. Vacancies may be filled or new offices created and filled at any meeting of the Board of Directors. Each officer shall hold office until his or her successor shall have been duly elected and shall have qualified or until his or her death or until he or she shall resign or shall have been removed in the manner herein provided. Election of an officer shall not of itself create contractual rights.

Section 3. Removal. Any officer elected or appointed by the Board of Directors may be removed by the Board of Directors whenever in its judgment the best interests of the Corporation would be served thereby.

Section 4. President. The President shall be the principal executive officer of the Corporation. Subject to the direction and control of the Board of Directors, he or she shall be in charge of the business and affairs of the Corporation.

Section 5. Vice-President. The Vice-President shall assist the President in the discharge of his or her duties as the President may direct, and shall perform such other duties as from time to time may be assigned to him or her by the President or the Board of Directors. In the absence of the President or in the event of his or her inability or refusal to act, the Vice-President shall perform the duties of the President and, when so acting, shall have all the powers of and be subject to all the restrictions upon the President.

Section 6. Treasurer. The Treasurer shall be the principal accounting and financial officer of the Corporation. The Treasurer shall (a) have charge of and be responsible for the maintenance of adequate books of account for the Corporation; (b) have charge and custody of all funds and securities of the Corporation, and be responsible thereof, and for the receipt and disbursement thereof; and (c) perform all the duties incident to the office of Treasurer and such other duties as from time to time may be assigned to him or her by the President or by the Board of Directors.

Section 7. Secretary. The Secretary shall (a) record the minutes of the meetings of the Board of Directors in one or more books provided for that purpose; (b) see that all notices, including without limitation annual notice of the dates of all regularly scheduled meetings of the Board of Directors, are duly given in accordance with the provisions of these bylaws or as required by law; (c) be a custodian of the corporate records; (d) keep a register of the post office address of each member of the Board of Directors and the Advisory Board which shall be furnished to the Secretary by such members; and (e) perform all duties incident to the office of Secretary and such other duties as from time to time may be assigned to him or her by the President or by the Board of Directors.

ARTICLE VIII. CONTRACTS, CHECKS, DEPOSITS, AND FUNDS

Section 1. Contracts. The Board of Directors may authorize any agent or agents of the Corporation, in addition to the officers so authorized by these bylaws, to enter into any contract or execute and deliver any instrument in the name of and on behalf of the Corporation and such authority may be general or confined to specific instances.

Section 2. Checks, Drafts, etc. All checks, drafts or other orders for the payment of money, notes or other evidences of indebtedness issued in the name of the Corporation shall be signed by such officer or officers, agent or agents of the Corporation and in such manner as shall from time to time be determined by resolution of the Board of Directors. In the absence of such determination by the Board of Directors, such instruments shall be signed by the Treasurer or an Assistant Treasurer and countersigned by the President or Vice-President of the Corporation.

Section 3. Deposits. All funds of the Corporation shall be deposited from time to time to the credit of the Corporation in such banks, trust companies, or other depositories as the Board of Directors may select.

Section 4. Gifts. The Board of Directors, or person designated by the Board of Directors, or an officer of the Corporation, may accept on behalf of the Corporation any contribution, gift, bequest or devise for the general purpose or for any special purpose of the Corporation.

ARTICLE IX. BOOKS AND RECORDS

The Corporation shall keep correct and complete books and records of account and shall also keep minutes of the proceedings of its Board of Directors, and committees having any of the authority of the Board of Directors.

ARTICLE X. FISCAL YEAR

The fiscal year of the Corporation shall be fixed by resolution of the Board of Directors.

ARTICLE XI. NO CORPORATE SEAL

The Corporation shall not have nor use a corporate seal.

ARTICLE XII. WAIVER OF NOTICE

Whenever any notice whatsoever is required to be given under the provisions of the Illinois General Not For Profit Corporation Act of 1986 or under the provisions of the Articles of Incorporation or the bylaws of the Corporation, a waiver thereof in writing signed by the person or persons entitled to such notice, whether before or after the time started therein, shall be deemed equivalent to the giving of such notice.

ARTICLE XIII. INDEMNIFICATION

Section 1. Indemnification. The Corporation shall, to the extent legally permissible, indemnify each person who may serve or who has served at any time as a Board Member, Committee Member or employee of the corporation against all expenses and liabilities, including, without limitation, counsel fees, judgments, fines, excise taxes, penalties and settlement payments, reasonably incurred by or imposed upon such person in connection with any threatened, pending or completed action, suit or proceeding in which he or she may become involved by reason of his or her service in such capacity; provided that no indemnification shall be provided for any such person with respect to any matter as to which he or she shall have been finally adjudicated in any proceeding not to have acted in good faith in the reasonable belief that such action was in the best interests of the Corporation. The right of indemnification under this Article shall be in addition to and not exclusive of all other rights to which any person may be entitled.

This Article constitutes a contract between the corporation and the indemnified Board Member, Committee Member and employees. No amendment or repeal of the provisions of this Article, which adversely affects the right of an indemnified Board Member, Committee Member, or employee under this Article, shall apply to such Board Member, Committee Member, or employee with respect to those acts or omissions which occurred at any time prior to such amendment or repeal.

Section 2. Insurance. The Corporation is entitled to purchase insurance for purposes of the indemnifications provided in the Article to the full extent as determined from time to time by the Board of Directors.

ARTICLE XIV. AMENDMENTS

The power to alter, amend, or repeal the bylaws or adopt new bylaws shall be vested in the Board of Directors unless otherwise provided in the Articles of Incorporation or the bylaws. Such action must be adopted by no less than two-thirds of the members of the Board of Directors at a regular meeting for which written notice of the purpose shall be given; provided, however, that no amendment to the bylaws may be adopted unless such amendment is first presented for consideration at a prior regular meeting of the Board of Directors. The bylaws may contain any provisions for the regulations and


management of the affairs of the Corporation not inconsistent with the law or the Articles of Incorporation.

Adoption Dates:

Amended and Restated: May 28, 2013

Amended and Restated: March 30, 2021

Consent Agenda



Board of Directors Meeting May 26, 2022

Financial Executive Summary

The following is a high-level narrative on PCCS **January – March (QTR 3)** net income, revenues, and expenses versus budget.

Bottom line net income (Other Income/Other Expense) was \$406K vs a budgeted loss of \$(25K) for the January – March 2022 time period. Revenue came in over budget by \$93K and expenses were \$234K under budget.

Revenue was driven by the Reimbursement from ISBE, which came in at \$150K over budget. General Contributions came in \$711 over budget while Grants were \$(40K) under budget. Clubs and Programs were \$(15K) under budget. Both Grants, Clubs and Program were under due to timing of receiving the respective revenue.

Instruction Expenses came in under budget by \$(107.5K) due to lower Health Benefits, Educational Materials and related FICA & Medicare Expenses respectively. Administrative Expenses came in under budget by \$(62K) due to lower than budgeted Administrative Salaries and the timing of payments. Support Services, Operations & Maintenance were collectively \$52K favorable to budget.

The following is a narrative for the period **March 2022 YTD** net income, revenues, and expenses versus budget.

Bottom line net income (Other Income/Other Expense) was \$307K vs a budgeted loss of \$(38K) for the March 2022 YTD time period. Overall, 2022 YTD revenues were \$4.69M which was under budget by \$(28K). This is largely due to the timing of receiving the budgeted grants which are under budget by \$(177K). However, this was offset by the higher than budgeted reimbursement from ISBE.

2022 YTD PCCS Total Expense was under budget by \$(97K) which offsets the under budgeted revenue. Instructional Expense was \$(140K) under budget due to lower than budgeted Stipends, Health Benefits, Supplies, Materials, Technology, Prof Development, and Environmental Learning respectively. Field Trips came in higher than budget by \$7.5K. Administration Expenses were \$31K over budget due to Insurance Policy renewal in August and the higher than budgeted Transportation cost (directly related to the needs of the students). Overall Support Svcs were under budget by \$(17K). However, salaries, health benefits, and Out of District Placement were higher than budget. Operations and Maintenance expenses were \$27K over budget. This was driven by Salaries (impacted by inclement weather), Gas and Electricity, Life Safety (COVID related and unforeseen repairs), and Long-Term Maint & Repairs (due directly to the Install of the Honeywell JACE in the amount of \$8K).

Submitted by: Ingrid Harrison

Prairie Crossing Charter School Profit & Loss Budget vs. Actual

04/15/22

July 2021 through March 2022

Accrual Basis

Ordinary Income/Expense	Jul '21 - Mar 22	Budget	\$ Over Budget	% of Budget
Income				
4100 · GENERAL INCOME				
4105 · Reimbursement From ISBE	4,411,340.78	4,306,297.24	105,043.54	102.4%
4110 · General Contributions	5,633.54	450.00	5,183.54	1,251.9%
4115 · General Sponsorships	0.00	0.00	0.00	0.0%
4125 · Restricted Contribs/Sponsorship	0.00	0.00	0.00	0.0%
4130 · Matching Gifts	240.00	1,000.00	(760.00)	24.0%
4199 · Consolidate	0.00	0.00	0.00	0.0%
4100 · GENERAL INCOME - Other	40.00			
Total 4100 · GENERAL INCOME	4,417,254.32	4,307,747.24	109,507.08	102.5%
4200 · GRANTS				
4205 · IDEA Grant	0.00	52,086.00	(52,086.00)	0.0%
4206 · IDEA Preschool Grant	0.00	1,340.50	(1,340.50)	0.0%
4215 · Title I Low Income	6,900.00	19,479.50	(12,579.50)	35.4%
4220 · Title II Teacher Quality	0.00	625.50	(625.50)	0.0%
4222 · Title IV - Student Support	0.00	2,000.00	(2,000.00)	0.0%
4225 · Special Ed Personnel	50,542.50	53,924.80	(3,382.30)	93.7%
4230 · Special Ed Fundg for Children	36,243.75	38,660.00	(2,416.25)	93.8%
4235 · Title III ELL - TBE/TPI	3,321.75	3,543.20	(221.45)	93.8%
4240 · ESSER Grant	0.00	0.00	0.00	0.0%
4295 · Other Grants	8,001.98	110,628.15	(102,626.17)	7.2%
Total 4200 · GRANTS	105,009.98	282,287.65	(177,277.67)	37.2%
4300 · SCHOOL FEES INCOME				
4305 · Books/Materials/Activities	39,021.25	39,240.00	(218.75)	99.4%
4310 · Out-of-District Tuition	811.91	0.00	811.91	100.0%
Total 4300 · SCHOOL FEES INCOME	39,833.16	39,240.00	593.16	101.5%
4400 · CLUBS & PROGRAMS				
4405 · Before and After School Program	74,191.75	78,346.84	(4,155.09)	94.7%
4415 · Getting to Know You	2,900.00	3,000.00	(100.00)	96.7%
4425 · Interscholastic Sports	16,897.00	0.00	16,897.00	100.0%
4426 · Extra Curricular Income	1,350.00	2,454.54	(1,104.54)	55.0%
4435 · Tae Kwon Do	0.00	0.00	0.00	0.0%
4445 · Champions Club	0.00	0.00	0.00	0.0%
4455 · Hot Lunch - Farm to Table	0.00	0.00	0.00	0.0%
4465 · Student Council	0.00	0.00	0.00	0.0%
4475 · Literary / Art Program	0.00	0.00	0.00	0.0%
4495 · Other Clubs	16,078.00	0.00	16,078.00	100.0%
Total 4400 · CLUBS & PROGRAMS	111,416.75	83,801.38	27,615.37	133.0%
4500 · GENERAL FUNDRAISING INCOME				
4501 · In Kind Gifts Received	0.00	0.00	0.00	0.0%
4502 · Annual Appeal	0.00	0.00	0.00	0.0%
4505 · Auction	0.00	0.00	0.00	0.0%
4510 · Scholastic Book Fairs	0.00	0.00	0.00	0.0%
4520 · Earthweek	0.00	0.00	0.00	0.0%
4550 · Green Team - Rain Barrels, etc	0.00	0.00	0.00	0.0%
4560 · Spirit Wear / Gym Uniforms	0.00	0.00	0.00	0.0%
4565 · Dances Income	830.00	0.00	830.00	100.0%
4595 · Other Fundraising Inc	0.00	0.00	0.00	0.0%
Total 4500 · GENERAL FUNDRAISING INCOME	830.00	0.00	830.00	100.0%
4700 · STUDENT PARTICIPATION INCOME				
4705 · 5th/6th Grade Trip	0.00	0.00	0.00	0.0%
4710 · 7th Grade Trip	0.00	0.00	0.00	0.0%
4712 · 7th Grade Fundraising	0.00	0.00	0.00	0.0%
4715 · 8th Grade Trip	0.00	0.00	0.00	0.0%
4717 · 8th Grade Fundraising	0.00	0.00	0.00	0.0%
4720 · Graduation	0.00	0.00	0.00	0.0%
4725 · Class Parties	0.00	0.00	0.00	0.0%
4730 · Field Trips/Educ Activities Inc	7,975.75	0.00	7,975.75	100.0%
Total 4700 · STUDENT PARTICIPATION INCOME	7,975.75	0.00	7,975.75	100.0%
4800 · INVESTMENT & OTHER INCOME				
4805 · Rental Income	320.00	0.00	320.00	100.0%
4810 · Byron Colby Barn Rental Income	5,751.50	0.00	5,751.50	100.0%
4815 · Snow Removal Income	0.00	3,000.00	(3,000.00)	0.0%
4818 · Gifts in Kind - Goods	0.00	0.00	0.00	0.0%
4820 · Interest Income - LFB	319.98	712.35	(392.39)	44.9%
4825 · Interest Income - LLC	0.00	0.00	0.00	0.0%
4890 · School Rent Income	0.00	0.00	0.00	0.0%

Prairie Crossing Charter School
Profit & Loss Budget vs. Actual
July 2021 through March 2022

	Jul '21 - Mar 22	Budget	\$ Over Budget	% of Budget
4892 · Investment Income (Loss) in LLC	0.13	0.00	0.13	100.0%
4895 · - Consolidate	0.00	0.00	0.00	0.0%
4899 · Other	(210.00)	0.00	(210.00)	100.0%
Total 4800 · INVESTMENT & OTHER INCOME	6,181.59	3,712.35	2,469.24	166.5%
4997 · Investment Income (Loss) in BCB	0.00	0.00	0.00	0.0%
4998 · Investment Income (loss) in LLC	0.00	0.00	0.00	0.0%
4999 · School Rent Income-LLC	0.00	0.00	0.00	0.0%
Total Income	4,688,501.55	4,716,788.62	(28,287.07)	99.4%
Cost of Goods Sold				
50000 · Cost of Goods Sold	0.00	0.00	0.00	0.0%
Total COGS	0.00	0.00	0.00	0.0%
Gross Profit	4,688,501.55	4,716,788.62	(28,287.07)	99.4%
Expense				
5100 · INSTRUCTION EXPS				
5105 · Instruction Salaries	1,319,317.98	1,319,931.39	(613.41)	100.0%
5110 · Instruction Stipends	3,397.55	10,812.58	(7,415.03)	31.4%
5115 · Merit Pay	0.00	0.00	0.00	0.0%
5120 · Related FICA & Medicare Expense	42,085.38	44,717.50	(2,632.12)	94.1%
5125 · Instruction TRS	19,105.54	21,573.03	(2,467.49)	88.6%
5130 · Instruction Health Benefits Exp	199,902.27	231,642.00	(31,739.73)	86.3%
5135 · Instruction FSA Expense	0.00	0.00	0.00	0.0%
5140 · Classroom Supplies	5,068.04	15,137.50	(10,069.46)	33.5%
5141 · Culture Expenses	1,555.96	7,272.72	(5,716.76)	21.4%
5145 · Educational Materials	13,342.58	25,727.99	(12,385.41)	51.9%
5150 · Classroom Technology	1,333.89	16,000.00	(14,666.11)	8.3%
5160 · Furniture	248.94	0.00	248.94	100.0%
5165 · Other Instructional Equipment	869.69	0.00	869.69	100.0%
5170 · Dues & Subscriptions	22,486.27	14,075.54	8,410.73	159.8%
5175 · Instruction Prof Development	1,609.97	29,500.00	(27,890.03)	5.5%
5180 · Farm Education	0.00	0.00	0.00	0.0%
5181 · Environmental Learning	7,411.14	24,570.00	(17,158.86)	30.2%
5182 · Environmental Ed Professional D	250.00	11,250.00	(11,000.00)	2.2%
5183 · Environmental Library	0.00	2,000.00	(2,000.00)	0.0%
5190 · Deans Discretionary	5,400.80	9,000.00	(3,599.20)	60.0%
Total 5100 · INSTRUCTION EXPS	1,643,386.00	1,783,210.25	(139,824.25)	92.2%
5200 · CLUBS & PROGRAMS EXP				
5205 · Before and After School Care	41,687.74	47,764.25	(6,076.51)	87.3%
5210 · Getting to Know You	2,388.44	1,500.00	888.44	159.2%
5215 · Interscholastic Sports	17,448.68	22,920.00	(5,471.32)	76.1%
5220 · Golf Club	0.00	0.00	0.00	0.0%
5225 · Tae Kwon Do	0.00	0.00	0.00	0.0%
5260 · Extra Curricular Expense	1,066.00	100.00	966.00	1,066.0%
5285 · Hot Lunch - Farm to Table	1,717.11	0.00	1,717.11	100.0%
5295 · Other Club Exps	9,288.30	0.00	9,288.30	100.0%
Total 5200 · CLUBS & PROGRAMS EXP	73,596.27	72,284.25	1,312.02	101.8%
5300 · STUDENT PARTICIPATION EXPS				
5305 · Field Trips/Educ Activities Exp	12,805.81	5,330.00	7,475.81	240.3%
5315 · Class Parties & Activities	0.00	0.00	0.00	0.0%
5320 · 5/6 Grade Trip	0.00	0.00	0.00	0.0%
5325 · 7th Grade Trip	0.00	0.00	0.00	0.0%
5330 · 8th Grade Trip	0.00	0.00	0.00	0.0%
5332 · 8th Grade Fundraising	0.00	0.00	0.00	0.0%
5340 · Graduation	0.00	0.00	0.00	0.0%
Total 5300 · STUDENT PARTICIPATION EXPS	12,805.81	5,330.00	7,475.81	240.3%
5400 · ADMINISTRATION EXPS				
5405 · Administrative Salaries	411,504.47	418,040.06	(6,535.59)	98.4%
5415 · Admin TRS Expense	0.00	0.00	0.00	0.0%
5420 · Admin FICA & Medicare	23,083.32	25,483.68	(2,400.36)	90.6%
5425 · Admin Health Benefits Expense	27,806.87	32,624.69	(4,817.82)	85.2%
5430 · Unemployment Compensation	0.00	0.00	0.00	0.0%
5435 · Admin FSA Expense	0.00	0.00	0.00	0.0%
5438 · Employment Expense - Other	2,770.75	2,150.00	620.75	128.9%
5440 · Supplies	4,150.38	4,777.00	(626.62)	86.9%
5445 · Furniture	(299.90)	1,280.00	(1,579.90)	(23.4)%
5450 · Office Equipment	0.00	1,280.00	(1,280.00)	0.0%
5455 · Computers	38.51	500.00	(461.49)	7.7%
5460 · Computer Support	37,625.63	29,265.84	8,359.79	128.6%

Prairie Crossing Charter School
Profit & Loss Budget vs. Actual
 July 2021 through March 2022

	Jul '21 - Mar 22	Budget	\$ Over Budget	% of Budget
5465 · Equipment Rental	0.00	0.00	0.00	0.0%
5470 · Equipment Maintenance	0.00	0.00	0.00	0.0%
5475 · Admin Professional Development	450.83	3,749.99	(3,299.16)	12.0%
5480 · Telecommunication	14,123.44	16,162.36	(2,038.92)	87.4%
5485 · Accounting and Audit Fees	23,712.08	24,465.00	(752.92)	96.9%
5488 · Accounting and Audit Fees - LLC	2,499.00	3,900.00	(1,401.00)	64.1%
5490 · Payroll Service Fees	18,925.06	18,919.16	5.90	100.0%
5495 · Printing and Copying	2,331.28	3,497.07	(1,165.79)	66.7%
5500 · Postage and Shipping	1,139.23	1,397.00	(257.77)	81.5%
5505 · Insurance (incl. Building Ins.)	94,769.71	70,513.34	24,256.37	134.4%
5510 · Dues and Subscriptions	443.95	2,000.00	(1,556.05)	22.2%
5515 · Board Related Expenses	62.27	2,000.00	(1,937.73)	3.1%
5522 · Legal Fees - LLC	1,995.00			
5525 · Legal Fees	15,705.00	18,748.00	(3,043.00)	83.8%
5530 · Bank Fees	368.95	1,154.98	(786.03)	31.9%
5544 · Outreach Conferences/Partnershi	6,586.37	0.00	6,586.37	100.0%
5545 · Community Outreach	62,457.98	75,749.50	(13,291.52)	82.5%
5546 · Outreach Materials	1,284.24	7,499.98	(6,215.74)	17.1%
5547 · Transportation	44,784.40	13,875.00	30,909.40	322.8%
5550 · Contingency	0.00	0.00	0.00	0.0%
5555 · Fee Waiver Expenses	17,405.97	1,300.00	16,105.97	1,338.9%
5590 · Admin Discretionary	1,733.67	3,600.00	(1,866.33)	48.2%
5595 · Other Admin Expenses	2,503.67	5,029.00	(2,525.33)	49.8%
Total 5400 · ADMINISTRATION EXPS	819,962.13	788,961.65	31,000.48	103.9%
5600 · SUPPORT SERVICES				
5605 · Special Ed Salaries	607,126.48	601,478.80	5,647.68	100.9%
5610 · Spec Ed FICA & Medicare	23,409.87	24,890.72	(1,480.85)	94.1%
5615 · Spec Ed Health Benefits	102,492.74	95,617.50	6,875.24	107.2%
5625 · Auditory Services	7,750.00	10,032.50	(2,282.50)	77.2%
5630 · Speech Services	62,102.00	61,000.00	1,102.00	101.8%
5635 · OT Services	48,400.00	46,625.00	1,775.00	103.8%
5636 · PT Services	11,940.00	16,000.00	(4,060.00)	74.6%
5640 · Psychological Services	0.00	8,000.00	(8,000.00)	0.0%
5641 · Behavioral Therapist Services	0.00	4,800.00	(4,800.00)	0.0%
5642 · Nursing Services	39,187.32	42,805.44	(3,618.12)	91.5%
5645 · Other Spec Ed Services	577.80	7,736.66	(7,158.86)	7.5%
5646 · Out of District Placement	61,034.78	48,253.10	12,781.68	126.5%
5650 · Special Ed Legal Fees	220.00	3,000.00	(2,780.00)	7.3%
5655 · Special Ed CR Mats & Sups	431.50	6,946.85	(6,515.35)	6.2%
5656 · ELL CR Materials & Supplies	568.64	1,500.00	(931.36)	37.9%
5660 · Spec Ed Professional Developm	6,839.70	9,000.00	(2,160.30)	76.0%
5661 · ELL Professional Development	0.00	1,600.00	(1,600.00)	0.0%
Total 5600 · SUPPORT SERVICES	972,080.83	989,286.57	(17,205.74)	98.3%
5700 · OPERATIONS & MAINT EXP				
5705 · Maintenance Salaries	115,648.51	105,665.86	9,982.65	109.4%
5710 · Maint FICA & Medicare	9,440.40	8,644.84	795.56	109.2%
5715 · Maint Health Benefits	12,998.82	18,623.00	(5,624.18)	69.8%
5720 · Water and Sewer	5,364.53	3,660.45	1,704.08	146.6%
5730 · Gas and Electricity	38,205.53	30,833.14	7,372.39	123.9%
5735 · Garbage	2,274.80	2,445.89	(171.09)	93.0%
5740 · Life Safety	21,103.40	11,250.00	9,853.40	187.6%
5745 · Snow Removal	1,242.68	8,000.00	(6,757.32)	15.5%
5750 · Summer Help	8,733.75	9,091.55	(357.80)	96.1%
5765 · Maintenance Equipment	589.04	6,400.00	(5,810.96)	9.2%
5770 · Maintenance Supplies	9,942.62	7,000.00	2,942.62	142.0%
5775 · Long-Term Maint & Repairs	19,077.89	7,499.98	11,577.91	254.4%
5795 · Other Maint Exps	3,571.11	2,300.00	1,271.11	155.3%
Total 5700 · OPERATIONS & MAINT EXP	248,193.08	221,414.71	26,778.37	112.1%
5800 · FUNDRAISING EXP				
5814 · Marketing/Advertising Expense	0.00	0.00	0.00	0.0%
5840 · Earthweek Exps	2,250.00	4,000.00	(1,750.00)	56.3%
5865 · Green Team Exp - Rain Barrels	0.00	0.00	0.00	0.0%
5875 · Spirit Wear / Gym Uniforms	0.00	0.00	0.00	0.0%
5880 · Dances Exp	961.75	20.00	941.75	4,808.8%
5890 · Restricted Expense	0.00	0.00	0.00	0.0%
5895 · Other Fundraising Exps	0.00	0.00	0.00	0.0%
Total 5800 · FUNDRAISING EXP	3,211.75	4,020.00	(808.25)	79.9%
5900 · GRANT EXPENSE				
5905 · IDEA Grant Exp	50,868.88	77,356.42	(26,487.54)	65.8%
5906 · IDEA Preschool Grant	2,327.75	2,681.00	(353.25)	86.8%
5910 · Title I Exp	25,485.73	27,686.80	(2,201.07)	92.1%

**Prairie Crossing Charter School
Profit & Loss Budget vs. Actual
July 2021 through March 2022**

04/15/22

Accrual Basis

	Jul '21 - Mar 22	Budget	\$ Over Budget	% of Budget
5915 · Title II Teacher Quality Exp	0.00	0.00	0.00	0.0%
5922 · Title IV - Student Support	1,021.47	0.00	1,021.47	100.0%
5940 · ESSER Grant Expense	2,799.00	0.00	2,799.00	100.0%
5995 · Other Grants Expenditures	19,065.08	0.00	19,065.08	100.0%
Total 5900 · GRANT EXPENSE	101,567.91	107,724.22	(6,156.31)	94.3%
Total Expense	3,874,803.78	3,972,231.65	(97,427.87)	97.5%
Net Ordinary Income	813,697.77	744,556.97	69,140.80	109.3%
Other Income/Expense				
Other Income				
7100 · NON OPERATING INC-PSO FUNDRAISG				
7102 · Fundraising				
7101 · Textile Drive	0.00	0.00	0.00	0.0%
7103 · Box Tops	71.50	0.00	71.50	100.0%
7104 · Food Events / Pizza Day	10,582.50	0.00	10,582.50	100.0%
7107 · SCRIP	2,660.78	0.00	2,660.78	100.0%
7109 · Holiday Bazaar	2,077.75	0.00	2,077.75	100.0%
7110 · Other	5,961.00	0.00	5,961.00	100.0%
7112 · Spirit Wear - PSO	0.00	0.00	0.00	0.0%
Total 7102 · Fundraising	21,353.53	0.00	21,353.53	100.0%
Total 7100 · NON OPERATING INC-PSO FUNDRAISG	21,353.53	0.00	21,353.53	100.0%
Total Other Income	21,353.53	0.00	21,353.53	100.0%
Other Expense				
7200 · NON OPERATING EXPENSE				
7227 · Charter School Admin Fee	0.00	78,610.21	(78,610.21)	0.0%
7228 · Series 2020 Bond Interest Expen	254,443.03	403,654.13	(149,211.10)	63.0%
7244 · Lease Interest Expense	884.16	859.79	24.37	102.8%
7246 · Depreciation	33,644.07	40,947.75	(7,303.68)	82.2%
7247 · Amortization	4,783.50	4,734.00	49.50	101.0%
7248 · Depreciation - LLC	214,871.67	244,871.24	(29,999.57)	87.7%
7249 · Amortization - LLC	3,604.55	8,808.83	(5,204.28)	40.9%
7300 · NON OPERATING-PSO EXPENSE				
7304 · Bank Fees	0.00	0.00	0.00	0.0%
7311 · SCRIP	2,741.97	0.00	2,741.97	100.0%
7313 · Holiday Bazaar	39.68			
7315 · Other Fundraising	3,387.25	0.00	3,387.25	100.0%
7316 · Spirit Wear - PSO	0.00	0.00	0.00	0.0%
7317 · Food Events / Pizza Day Expense	9,054.34	0.00	9,054.34	100.0%
7321 · Classroom Care	26.40			
7322 · Teacher Sup Exp Reimb	0.00	0.00	0.00	0.0%
7324 · Programming	100.00	0.00	100.00	100.0%
7326 · Inschool Grants	(161.00)	0.00	(161.00)	100.0%
7327 · Discretionary Hardship Fund	227.00	0.00	227.00	100.0%
Total 7300 · NON OPERATING-PSO EXPENSE	15,415.64	0.00	15,415.64	100.0%
Total 7200 · NON OPERATING EXPENSE	527,646.62	782,485.95	(254,839.33)	67.4%
Total Other Expense	527,646.62	782,485.95	(254,839.33)	67.4%
Net Other Income	(506,293.09)	(782,485.95)	276,192.86	64.7%
Net Income	307,404.68	(37,928.98)	345,333.66	(810.5)%

**Prairie Crossing Charter School
Profit & Loss Budget vs. Actual
March 2022**

04/15/22

Accrual Basis

Ordinary Income/Expense	Mar 22	Budget	\$ Over Budget	% of Budget
Income				
4100 · GENERAL INCOME				
4105 · Reimbursement From ISBE	588,178.77	538,287.16	49,891.61	109.3%
4110 · General Contributions	410.54	150.00	260.54	273.7%
4125 · Restricted Contribs/Sponsorship	0.00	0.00	0.00	0.0%
4130 · Matching Gifts	220.00	0.00	220.00	100.0%
4199 · Consolidate	0.00	0.00	0.00	0.0%
Total 4100 · GENERAL INCOME	588,809.31	538,437.16	50,372.15	109.4%
4200 · GRANTS				
4205 · IDEA Grant	0.00	0.00	0.00	0.0%
4206 · IDEA Preschool Grant	0.00	0.00	0.00	0.0%
4215 · Title I Low Income	0.00	0.00	0.00	0.0%
4220 · Title II Teacher Quality	0.00	0.00	0.00	0.0%
4222 · Title IV - Student Support	0.00	0.00	0.00	0.0%
4225 · Special Ed Personnel	3,369.30	6,740.60	(3,371.30)	50.0%
4230 · Special Ed Fundg for Children	2,416.25	4,832.50	(2,416.25)	50.0%
4235 · Title III ELL - TBE/TPI	221.45	442.90	(221.45)	50.0%
4240 · ESSER Grant	0.00	0.00	0.00	0.0%
4295 · Other Grants	0.00	0.00	0.00	0.0%
Total 4200 · GRANTS	6,007.00	12,016.00	(6,009.00)	50.0%
4300 · SCHOOL FEES INCOME				
4305 · Books/Materials/Activities	5,159.50	5,232.00	(72.50)	98.6%
Total 4300 · SCHOOL FEES INCOME	5,159.50	5,232.00	(72.50)	98.6%
4400 · CLUBS & PROGRAMS				
4405 · Before and After School Program	25.00	9,793.36	(9,768.36)	0.3%
4415 · Getting to Know You	0.00	0.00	0.00	0.0%
4425 · Interscholastic Sports	3,475.00	0.00	3,475.00	100.0%
4426 · Extra Curricular Income	0.00	306.82	(306.82)	0.0%
4435 · Tae Kwon Do	0.00	0.00	0.00	0.0%
4445 · Champions Club	0.00	0.00	0.00	0.0%
4455 · Hot Lunch - Farm to Table	0.00	0.00	0.00	0.0%
4465 · Student Council	0.00	0.00	0.00	0.0%
4475 · Literary / Art Program	0.00	0.00	0.00	0.0%
4495 · Other Clubs	40.00	0.00	40.00	100.0%
Total 4400 · CLUBS & PROGRAMS	3,540.00	10,100.18	(6,560.18)	35.0%
4500 · GENERAL FUNDRAISING INCOME				
4501 · In Kind Gifts Received	0.00	0.00	0.00	0.0%
4502 · Annual Appeal	0.00	0.00	0.00	0.0%
4505 · Auction	0.00	0.00	0.00	0.0%
4510 · Scholastic Book Fairs	0.00	0.00	0.00	0.0%
4520 · Earthweek	0.00	0.00	0.00	0.0%
4550 · Green Team - Rain Barrels, etc	0.00	0.00	0.00	0.0%
4560 · Spirit Wear / Gym Uniforms	0.00	0.00	0.00	0.0%
4565 · Dances Income	0.00	0.00	0.00	0.0%
4595 · Other Fundraising Inc	0.00	0.00	0.00	0.0%
Total 4500 · GENERAL FUNDRAISING INCOME	0.00	0.00	0.00	0.0%
4700 · STUDENT PARTICIPATION INCOME				
4705 · 5th/6th Grade Trip	0.00	0.00	0.00	0.0%
4710 · 7th Grade Trip	0.00	0.00	0.00	0.0%
4712 · 7th Grade Fundraising	0.00	0.00	0.00	0.0%
4715 · 8th Grade Trip	0.00	0.00	0.00	0.0%
4717 · 8th Grade Fundraising	0.00	0.00	0.00	0.0%
4720 · Graduation	0.00	0.00	0.00	0.0%
4725 · Class Parties	0.00	0.00	0.00	0.0%
4730 · Field Trips/Educ Activities Inc	64.00	0.00	64.00	100.0%
Total 4700 · STUDENT PARTICIPATION INCOME	64.00	0.00	64.00	100.0%
4800 · INVESTMENT & OTHER INCOME				
4805 · Rental Income	30.00	0.00	30.00	100.0%
4810 · Byron Colby Barn Rental Income	0.00	0.00	0.00	0.0%
4815 · Snow Removal Income	0.00	0.00	0.00	0.0%
4818 · Gifts in Kind - Goods	0.00	0.00	0.00	0.0%
4820 · Interest Income - LFB	25.63	79.15	(53.52)	32.4%
4825 · Interest Income - LLC	0.00	0.00	0.00	0.0%
4890 · School Rent Income	0.00	0.00	0.00	0.0%
4892 · Investment Income (Loss) in LLC	0.00	0.00	0.00	0.0%
4895 · - Consolidate	0.00	0.00	0.00	0.0%

Prairie Crossing Charter School Profit & Loss Budget vs. Actual

04/15/22

March 2022

Accrual Basis

	Mar 22	Budget	\$ Over Budget	% of Budget
4899 · Other	(210.00)	0.00	(210.00)	100.0%
Total 4800 · INVESTMENT & OTHER INCOME	(154.37)	79.15	(233.52)	(195.0)%
4997 · Investment Income (Loss) in BCB	0.00	0.00	0.00	0.0%
4998 · Investment Income (loss) in LLC	0.00	0.00	0.00	0.0%
4999 · School Rent Income-LLC	0.00	0.00	0.00	0.0%
Total Income	603,425.44	565,864.49	37,560.95	106.6%
Cost of Goods Sold				
50000 · Cost of Goods Sold	0.00	0.00	0.00	0.0%
Total COGS	0.00	0.00	0.00	0.0%
Gross Profit	603,425.44	565,864.49	37,560.95	106.6%
Expense				
5100 · INSTRUCTION EXPS				
5105 · Instruction Salaries	170,265.90	185,386.28	(15,120.38)	91.8%
5110 · Instruction Stipends	0.00	0.00	0.00	0.0%
5115 · Merit Pay	0.00	0.00	0.00	0.0%
5120 · Related FICA & Medicare Expense	5,241.89	6,683.50	(1,441.61)	78.4%
5125 · Instruction TRS	2,503.19	3,000.00	(496.81)	83.4%
5130 · Instruction Health Benefits Exp	18,362.80	29,050.00	(10,687.20)	63.2%
5135 · Instruction FSA Expense	0.00	0.00	0.00	0.0%
5140 · Classroom Supplies	0.00	1,787.50	(1,787.50)	0.0%
5141 · Culture Expenses	0.00	909.09	(909.09)	0.0%
5145 · Educational Materials	182.57	2,858.67	(2,676.10)	6.4%
5150 · Classroom Technology	0.00	0.00	0.00	0.0%
5160 · Furniture	0.00	0.00	0.00	0.0%
5165 · Other Instructional Equipment	0.00	0.00	0.00	0.0%
5170 · Dues & Subscriptions	779.00	650.06	128.94	119.8%
5175 · Instruction Prof Development	613.95	500.00	113.95	122.8%
5180 · Farm Education	0.00	0.00	0.00	0.0%
5181 · Environmental Learning	4,351.16	1,810.00	2,541.16	240.4%
5182 · Environmental Ed Professional D	210.00	1,250.00	(1,040.00)	16.8%
5183 · Environmental Library	0.00	250.00	(250.00)	0.0%
5190 · Deans Discretionary	103.28	1,000.00	(896.72)	10.3%
Total 5100 · INSTRUCTION EXPS	202,613.74	235,135.10	(32,521.36)	86.2%
5200 · CLUBS & PROGRAMS EXP				
5205 · Before and After School Care	5,751.34	5,970.53	(219.19)	96.3%
5210 · Getting to Know You	0.00	0.00	0.00	0.0%
5215 · Interscholastic Sports	3,932.64	0.00	3,932.64	100.0%
5220 · Golf Club	0.00	0.00	0.00	0.0%
5225 · Tae Kwon Do	0.00	0.00	0.00	0.0%
5260 · Extra Curricular Expense	0.00	0.00	0.00	0.0%
5285 · Hot Lunch - Farm to Table	0.00	0.00	0.00	0.0%
5295 · Other Club Exps	660.00	0.00	660.00	100.0%
Total 5200 · CLUBS & PROGRAMS EXP	10,343.98	5,970.53	4,373.45	173.3%
5300 · STUDENT PARTICIPATION EXPS				
5305 · Field Trips/Educ Activities Exp	2,789.23	1,000.00	1,789.23	278.9%
5315 · Class Parties & Activities	0.00	0.00	0.00	0.0%
5320 · 5/6 Grade Trip	0.00	0.00	0.00	0.0%
5325 · 7th Grade Trip	0.00	0.00	0.00	0.0%
5330 · 8th Grade Trip	0.00	0.00	0.00	0.0%
5332 · 8th Grade Fundraising	0.00	0.00	0.00	0.0%
5340 · Graduation	0.00	0.00	0.00	0.0%
Total 5300 · STUDENT PARTICIPATION EXPS	2,789.23	1,000.00	1,789.23	278.9%
5400 · ADMINISTRATION EXPS				
5405 · Administrative Salaries	43,349.40	51,854.79	(8,505.39)	83.6%
5415 · Admin TRS Expense	0.00	0.00	0.00	0.0%
5420 · Admin FICA & Medicare	2,876.64	3,455.47	(578.83)	83.2%
5425 · Admin Health Benefits Expense	2,124.88	3,269.10	(1,144.22)	65.0%
5430 · Unemployment Compensation	0.00	0.00	0.00	0.0%
5435 · Admin FSA Expense	0.00	0.00	0.00	0.0%
5438 · Employment Expense - Other	61.25	0.00	61.25	100.0%
5440 · Supplies	0.00	741.00	(741.00)	0.0%
5445 · Furniture	0.00	240.00	(240.00)	0.0%
5450 · Office Equipment	0.00	240.00	(240.00)	0.0%
5455 · Computers	38.51	0.00	38.51	100.0%
5460 · Computer Support	2,779.57	3,251.76	(472.19)	85.5%
5465 · Equipment Rental	0.00	0.00	0.00	0.0%
5470 · Equipment Maintenance	0.00	0.00	0.00	0.0%

**Prairie Crossing Charter School
Profit & Loss Budget vs. Actual
March 2022**

	Mar 22	Budget	\$ Over Budget	% of Budget
5475 · Admin Professional Development	0.00	416.67	(416.67)	0.0%
5480 · Telecommunication	0.00	1,796.24	(1,796.24)	0.0%
5485 · Accounting and Audit Fees	0.00	0.00	0.00	0.0%
5488 · Accounting and Audit Fees - LLC	0.00	0.00	0.00	0.0%
5490 · Payroll Service Fees	1,991.74	2,263.59	(271.85)	88.0%
5495 · Printing and Copying	0.00	0.00	0.00	0.0%
5500 · Postage and Shipping	164.85	201.00	(36.15)	82.0%
5505 · Insurance (Incl. Building Ins.)	0.00	7,162.22	(7,162.22)	0.0%
5510 · Dues and Subscriptions	0.00	0.00	0.00	0.0%
5515 · Board Related Expenses	0.00	0.00	0.00	0.0%
5525 · Legal Fees	3,632.50	2,084.00	1,548.50	174.3%
5530 · Bank Fees	45.00	128.34	(83.34)	35.1%
5544 · Outreach Conferences/Partnershi	0.00	0.00	0.00	0.0%
5545 · Community Outreach	7,024.90	9,162.51	(2,137.61)	76.7%
5546 · Outreach Materials	1,142.62	833.34	309.28	137.1%
5547 · Transportation	0.00	2,500.00	(2,500.00)	0.0%
5555 · Fee Waiver Expenses	154.44	0.00	154.44	100.0%
5590 · Admin Discretionary	162.68	450.00	(287.32)	36.2%
5595 · Other Admin Expenses	335.00	809.00	(474.00)	41.4%
Total 5400 · ADMINISTRATION EXPS	65,883.98	90,859.03	(24,975.05)	72.5%
5600 · SUPPORT SERVICES				
5605 · Special Ed Salaries	79,279.06	81,828.03	(2,548.97)	96.9%
5610 · Spec Ed FICA & Medicare	2,903.20	3,150.88	(247.68)	92.1%
5615 · Spec Ed Health Benefits	11,199.27	11,299.50	(100.23)	99.1%
5625 · Auditory Services	0.00	1,322.50	(1,322.50)	0.0%
5630 · Speech Services	8,124.00	9,000.00	(876.00)	90.3%
5635 · OT Services	7,000.00	5,125.00	1,875.00	136.6%
5636 · PT Services	3,950.00	1,000.00	2,950.00	395.0%
5640 · Psychological Services	0.00	1,000.00	(1,000.00)	0.0%
5641 · Behavioral Therapist Services	0.00	600.00	(600.00)	0.0%
5642 · Nursing Services	4,742.22	5,237.28	(495.06)	90.5%
5645 · Other Spec Ed Services	0.00	1,421.11	(1,421.11)	0.0%
5646 · Out of District Placement	0.00	5,582.30	(5,582.30)	0.0%
5650 · Special Ed Legal Fees	0.00	500.00	(500.00)	0.0%
5655 · Special Ed CR Mats & Sups	68.00	850.00	(782.00)	8.0%
5656 · ELL CR Materials & Supplies	0.00	100.00	(100.00)	0.0%
5660 · Spec Ed Professional Developmpt	3,139.00	1,000.00	2,139.00	313.9%
5661 · ELL Professional Development	0.00	400.00	(400.00)	0.0%
Total 5600 · SUPPORT SERVICES	120,404.75	129,416.60	(9,011.85)	93.0%
5700 · OPERATIONS & MAINT EXP				
5705 · Maintenance Salaries	12,186.65	14,460.05	(2,273.40)	84.3%
5710 · Maint FICA & Medicare	921.35	987.91	(66.56)	93.3%
5715 · Maint Health Benefits	1,435.24	2,456.00	(1,020.76)	58.4%
5720 · Water and Sewer	437.13	498.05	(60.92)	87.8%
5730 · Gas and Electricity	7,651.28	4,656.02	2,995.24	164.3%
5735 · Garbage	252.74	271.77	(19.03)	93.0%
5740 · Life Safety	2,722.32	1,250.00	1,472.32	217.8%
5745 · Snow Removal	1,062.54	1,000.00	62.54	106.3%
5750 · Summer Help	0.00	0.00	0.00	0.0%
5765 · Maintenance Equipment	150.00	800.00	(650.00)	18.8%
5770 · Maintenance Supplies	1,582.15	1,000.00	582.15	158.2%
5775 · Long-Term Maint & Repairs	338.57	833.34	(494.77)	40.6%
5795 · Other Maint Exps	0.00	400.00	(400.00)	0.0%
Total 5700 · OPERATIONS & MAINT EXP	28,739.95	28,613.14	126.81	100.4%
5800 · FUNDRAISING EXP				
5814 · Marketing/Advertising Expense	0.00	0.00	0.00	0.0%
5840 · Earthweek Exps	2,250.00	0.00	2,250.00	100.0%
5865 · Green Team Exp - Rain Barrels	0.00	0.00	0.00	0.0%
5875 · Spirit Wear / Gym Uniforms	0.00	0.00	0.00	0.0%
5880 · Dances Exp	0.00	0.00	0.00	0.0%
5890 · Restricted Expense	0.00	0.00	0.00	0.0%
5895 · Other Fundraising Exps	0.00	0.00	0.00	0.0%
Total 5800 · FUNDRAISING EXP	2,250.00	0.00	2,250.00	100.0%
5900 · GRANT EXPENSE				
5905 · IDEA Grant Exp	11,324.65	8,938.52	2,386.13	126.7%
5906 · IDEA Preschool Grant	12.25	0.00	12.25	100.0%
5910 · Title I Exp	192.00	3,757.40	(3,565.40)	5.1%
5915 · Title II Teacher Quality Exp	0.00	0.00	0.00	0.0%
5922 · Title IV - Student Support	0.00	0.00	0.00	0.0%
5940 · ESSER Grant Expense	0.00	0.00	0.00	0.0%

**Prairie Crossing Charter School
Profit & Loss Budget vs. Actual**

March 2022

Accrual Basis

	Mar 22	Budget	\$ Over Budget	% of Budget
5995 · Other Grants Expenditures	0.00	0.00	0.00	0.0%
Total 5900 · GRANT EXPENSE	11,528.90	12,695.92	(1,167.02)	90.8%
Total Expense	444,554.53	503,690.32	(59,135.79)	88.3%
Net Ordinary Income	158,870.91	62,174.17	96,696.74	255.5%
Other Income/Expense				
Other Income				
7100 · NON OPERATING INC-PSO FUNDRAISG				
7102 · Fundraising				
7101 · Textile Drive	0.00	0.00	0.00	0.0%
7103 · Box Tops	0.00	0.00	0.00	0.0%
7104 · Food Events / Pizza Day	0.00	0.00	0.00	0.0%
7107 · SCRIP	0.00	0.00	0.00	0.0%
7109 · Holiday Bazaar	0.00	0.00	0.00	0.0%
7110 · Other	0.00	0.00	0.00	0.0%
7112 · Spirit Wear - PSO	0.00	0.00	0.00	0.0%
Total 7102 · Fundraising	0.00	0.00	0.00	0.0%
Total 7100 · NON OPERATING INC-PSO FUNDRAISG	0.00	0.00	0.00	0.0%
Total Other Income	0.00	0.00	0.00	0.0%
Other Expense				
7200 · NON OPERATING EXPENSE				
7227 · Charter School Admin Fee	0.00	0.00	0.00	0.0%
7228 · Series 2020 Bond Interest Expen	0.00	0.00	0.00	0.0%
7244 · Lease Interest Expense	91.06	95.54	(4.48)	95.3%
7246 · Depreciation	3,738.23	4,549.75	(811.52)	82.2%
7247 · Amortization	531.50	548.00	(16.50)	97.0%
7248 · Depreciation - LLC	23,874.63	27,207.92	(3,333.29)	87.7%
7249 · Amortization - LLC	406.80	978.76	(571.96)	41.6%
7300 · NON OPERATING-PSO EXPENSE				
7311 · SCRIP	0.00	0.00	0.00	0.0%
7315 · Other Fundraising	0.00	0.00	0.00	0.0%
7317 · Food Events / Pizza Day Expense	1,776.00	0.00	0.00	0.0%
7324 · Programming	0.00	0.00	0.00	0.0%
7327 · Discretionary Hardship Fund	0.00	0.00	0.00	0.0%
Total 7300 · NON OPERATING-PSO EXPENSE	1,776.00	0.00	1,776.00	100.0%
Total 7200 · NON OPERATING EXPENSE	30,418.22	33,379.97	(2,961.75)	91.1%
Total Other Expense	30,418.22	33,379.97	(2,961.75)	91.1%
Net Other Income	(30,418.22)	(33,379.97)	2,961.75	91.1%
Net Income	128,452.69	28,794.20	99,658.49	446.1%

Prairie Crossing Charter School
Profit & Loss Budget vs. Actual
January through March 2022

Ordinary Income/Expense	Jan - Mar 22	Budget	\$ Over Budget	% of Budget
Income				
4100 · GENERAL INCOME				
4105 · Reimbursement From ISBE	1,764,536.31	1,614,861.48	149,674.83	109.3%
4110 · General Contributions	1,010.57	300.00	710.57	336.9%
4125 · Restricted Contribs/Sponsorship	0.00	0.00	0.00	0.0%
4130 · Matching Gifts	220.00	500.00	(280.00)	44.0%
4199 · Consolidate	0.00	0.00	0.00	0.0%
Total 4100 · GENERAL INCOME	1,765,766.88	1,615,661.48	150,105.40	109.3%
4200 · GRANTS				
4205 · IDEA Grant	0.00	26,043.00	(26,043.00)	0.0%
4206 · IDEA Preschool Grant	0.00	670.25	(670.25)	0.0%
4215 · Title I Low Income	0.00	9,739.75	(9,739.75)	0.0%
4220 · Title II Teacher Quality	0.00	312.75	(312.75)	0.0%
4222 · Title IV - Student Support	0.00	1,000.00	(1,000.00)	0.0%
4225 · Special Ed Personnel	16,846.50	20,221.80	(3,375.30)	83.3%
4230 · Special Ed Fundg for Children	12,081.25	14,497.50	(2,416.25)	83.3%
4235 · Title III ELL - TBE/TPI	1,107.25	1,328.70	(221.45)	83.3%
4240 · ESSER Grant	0.00	0.00	0.00	0.0%
4295 · Other Grants	3,916.60	0.00	3,916.60	100.0%
Total 4200 · GRANTS	33,951.60	73,813.75	(39,862.15)	46.0%
4300 · SCHOOL FEES INCOME				
4305 · Books/Materials/Activities	15,478.50	15,696.00	(217.50)	98.6%
Total 4300 · SCHOOL FEES INCOME	15,478.50	15,696.00	(217.50)	98.6%
4400 · CLUBS & PROGRAMS				
4405 · Before and After School Program	2,360.00	29,380.08	(27,020.08)	8.0%
4415 · Getting to Know You	0.00	0.00	0.00	0.0%
4425 · Interscholastic Sports	5,525.00	0.00	5,525.00	100.0%
4426 · Extra Curricular Income	0.00	920.46	(920.46)	0.0%
4435 · Tae Kwon Do	0.00	0.00	0.00	0.0%
4445 · Champions Club	0.00	0.00	0.00	0.0%
4455 · Hot Lunch - Farm to Table	0.00	0.00	0.00	0.0%
4465 · Student Council	0.00	0.00	0.00	0.0%
4475 · Literary / Art Program	0.00	0.00	0.00	0.0%
4495 · Other Clubs	7,735.00	0.00	7,735.00	100.0%
Total 4400 · CLUBS & PROGRAMS	15,620.00	30,300.54	(14,680.54)	51.6%
4500 · GENERAL FUNDRAISING INCOME				
4501 · In Kind Gifts Received	0.00	0.00	0.00	0.0%
4502 · Annual Appeal	0.00	0.00	0.00	0.0%
4505 · Auction	0.00	0.00	0.00	0.0%
4510 · Scholastic Book Fairs	0.00	0.00	0.00	0.0%
4520 · Earthweek	0.00	0.00	0.00	0.0%
4550 · Green Team - Rain Barrels, etc	0.00	0.00	0.00	0.0%
4560 · Spirit Wear / Gym Uniforms	0.00	0.00	0.00	0.0%
4565 · Dances Income	0.00	0.00	0.00	0.0%
4595 · Other Fundraising Inc	0.00	0.00	0.00	0.0%
Total 4500 · GENERAL FUNDRAISING INCOME	0.00	0.00	0.00	0.0%
4700 · STUDENT PARTICIPATION INCOME				
4705 · 5th/8th Grade Trip	0.00	0.00	0.00	0.0%
4710 · 7th Grade Trip	0.00	0.00	0.00	0.0%
4712 · 7th Grade Fundraising	0.00	0.00	0.00	0.0%
4715 · 8th Grade Trip	0.00	0.00	0.00	0.0%
4717 · 8th Grade Fundraising	0.00	0.00	0.00	0.0%
4720 · Graduation	0.00	0.00	0.00	0.0%
4725 · Class Parties	0.00	0.00	0.00	0.0%
4730 · Field Trips/Educ Activities Inc	984.00	0.00	984.00	100.0%
Total 4700 · STUDENT PARTICIPATION INCOME	984.00	0.00	984.00	100.0%
4800 · INVESTMENT & OTHER INCOME				
4805 · Rental Income	30.00	0.00	30.00	100.0%
4810 · Byron Colby Barn Rental Income	0.00	0.00	0.00	0.0%
4815 · Snow Removal Income	0.00	3,000.00	(3,000.00)	0.0%
4818 · Gifts in Kind - Goods	0.00	0.00	0.00	0.0%
4820 · Interest Income - LFB	76.05	237.45	(161.40)	32.0%
4825 · Interest Income - LLC	0.00	0.00	0.00	0.0%
4890 · School Rent Income	0.00	0.00	0.00	0.0%
4892 · Investment Income (Loss) in LLC	0.00	0.00	0.00	0.0%
4895 · - Consolidate	0.00	0.00	0.00	0.0%

**Prairie Crossing Charter School
Profit & Loss Budget vs. Actual
January through March 2022**

04/15/22

Accrual Basis

	Jan - Mar 22	Budget	\$ Over Budget	% of Budget
4899 · Other	(210.00)	0.00	(210.00)	100.0%
Total 4800 · INVESTMENT & OTHER INCOME	(103.95)	3,237.45	(3,341.40)	(3.2)%
4997 · Investment Income (Loss) in BCB	0.00	0.00	0.00	0.0%
4998 · Investment Income (loss) in LLC	0.00	0.00	0.00	0.0%
4999 · School Rent Income-LLC	0.00	0.00	0.00	0.0%
Total Income	1,831,697.03	1,738,709.22	92,987.81	105.3%
Cost of Goods Sold				
50000 · Cost of Goods Sold	0.00	0.00	0.00	0.0%
Total COGS	0.00	0.00	0.00	0.0%
Gross Profit	1,831,697.03	1,738,709.22	92,987.81	105.3%
Expense				
5100 · INSTRUCTION EXPS				
5105 · Instruction Salaries	502,492.34	556,158.84	(53,666.50)	90.4%
5110 · Instruction Stipends	0.00	0.00	0.00	0.0%
5115 · Merit Pay	0.00	0.00	0.00	0.0%
5120 · Related FICA & Medicare Expense	15,084.94	20,050.50	(4,965.56)	75.2%
5125 · Instruction TRS	7,484.67	9,000.00	(1,515.33)	83.2%
5130 · Instruction Health Benefits Exp	63,641.88	87,150.00	(23,508.14)	73.0%
5135 · Instruction FSA Expense	0.00	0.00	0.00	0.0%
5140 · Classroom Supplies	657.57	5,362.50	(4,704.93)	12.3%
5141 · Culture Expenses	0.00	2,727.27	(2,727.27)	0.0%
5145 · Educational Materials	1,393.85	8,576.01	(7,182.16)	16.3%
5150 · Classroom Technology	0.00	0.00	0.00	0.0%
5160 · Furniture	0.00	0.00	0.00	0.0%
5165 · Other Instructional Equipment	0.00	0.00	0.00	0.0%
5170 · Dues & Subscriptions	779.00	1,950.18	(1,171.18)	39.9%
5175 · Instruction Prof Development	613.95	1,500.00	(886.05)	40.9%
5180 · Farm Education	0.00	0.00	0.00	0.0%
5181 · Environmental Learning	5,201.43	5,430.00	(228.57)	95.8%
5182 · Environmental Ed Professional D	210.00	3,750.00	(3,540.00)	5.6%
5183 · Environmental Library	0.00	750.00	(750.00)	0.0%
5190 · Deans Discretionary	388.10	3,000.00	(2,611.90)	12.9%
Total 5100 · INSTRUCTION EXPS	597,947.71	705,405.30	(107,457.59)	84.8%
5200 · CLUBS & PROGRAMS EXP				
5205 · Before and After School Care	15,488.03	17,911.59	(2,425.56)	86.5%
5210 · Getting to Know You	0.00	0.00	0.00	0.0%
5215 · Interscholastic Sports	6,675.64	7,500.00	(824.36)	89.0%
5220 · Golf Club	0.00	0.00	0.00	0.0%
5225 · Tae Kwon Do	0.00	0.00	0.00	0.0%
5260 · Extra Curricular Expense	0.00	0.00	0.00	0.0%
5285 · Hot Lunch - Farm to Table	0.00	0.00	0.00	0.0%
5295 · Other Club Exps	3,063.30	0.00	3,063.30	100.0%
Total 5200 · CLUBS & PROGRAMS EXP	25,224.97	25,411.59	(186.62)	99.3%
5300 · STUDENT PARTICIPATION EXPS				
5305 · Field Trips/Educ Activities Exp	3,796.08	3,000.00	796.08	126.5%
5315 · Class Parties & Activities	0.00	0.00	0.00	0.0%
5320 · 5/6 Grade Trip	0.00	0.00	0.00	0.0%
5325 · 7th Grade Trip	0.00	0.00	0.00	0.0%
5330 · 8th Grade Trip	0.00	0.00	0.00	0.0%
5332 · 8th Grade Fundraising	0.00	0.00	0.00	0.0%
5340 · Graduation	0.00	0.00	0.00	0.0%
Total 5300 · STUDENT PARTICIPATION EXPS	3,796.08	3,000.00	796.08	126.5%
5400 · ADMINISTRATION EXPS				
5405 · Administrative Salaries	141,990.60	155,564.36	(13,573.76)	91.3%
5415 · Admin TRS Expense	0.00	0.00	0.00	0.0%
5420 · Admin FICA & Medicare	9,544.21	10,365.42	(821.21)	92.1%
5425 · Admin Health Benefits Expense	7,933.10	9,807.30	(1,874.20)	80.9%
5430 · Unemployment Compensation	0.00	0.00	0.00	0.0%
5435 · Admin FSA Expense	0.00	0.00	0.00	0.0%
5438 · Employment Expense - Other	183.75	0.00	183.75	100.0%
5440 · Supplies	936.16	2,223.00	(1,286.84)	42.1%
5445 · Furniture	0.00	710.00	(710.00)	0.0%
5450 · Office Equipment	0.00	710.00	(710.00)	0.0%
5455 · Computers	38.51	0.00	38.51	100.0%
5460 · Computer Support	8,116.28	9,755.28	(1,639.00)	83.2%
5465 · Equipment Rental	0.00	0.00	0.00	0.0%
5470 · Equipment Maintenance	0.00	0.00	0.00	0.0%

**Prairie Crossing Charter School
Profit & Loss Budget vs. Actual
January through March 2022**

04/15/22

Accrual Basis

	Jan - Mar 22	Budget	\$ Over Budget	% of Budget
5475 · Admin Professional Development	0.00	1,250.01	(1,250.01)	0.0%
5480 · Telecommunication	1,999.45	5,388.72	(3,389.27)	37.1%
5485 · Accounting and Audit Fees	0.00	3,465.00	(3,465.00)	0.0%
5488 · Accounting and Audit Fees - LLC	0.00	3,900.00	(3,900.00)	0.0%
5480 · Payroll Service Fees	6,836.35	6,790.77	45.58	100.7%
5495 · Printing and Copying	2,331.28	1,165.69	1,165.59	200.0%
5500 · Postage and Shipping	164.85	603.00	(438.15)	27.3%
5505 · Insurance (incl. Building Ins.)	0.00	21,486.66	(21,486.66)	0.0%
5510 · Dues and Subscriptions	0.00	0.00	0.00	0.0%
5515 · Board Related Expenses	0.00	1,800.00	(1,800.00)	0.0%
5525 · Legal Fees	4,182.50	6,250.00	(2,067.50)	66.9%
5530 · Bank Fees	135.00	385.00	(250.00)	35.1%
5544 · Outreach Conferences/Partnershi	1,076.37	0.00	1,076.37	100.0%
5545 · Community Outreach	21,074.72	27,487.51	(6,412.79)	76.7%
5546 · Outreach Materials	1,157.10	2,500.00	(1,342.90)	46.3%
5547 · Transportation	11,496.20	7,500.00	3,996.20	153.3%
5555 · Fee Waiver Expenses	502.10	0.00	502.10	100.0%
5590 · Admin Discretionary	162.68	1,300.00	(1,137.32)	12.5%
5595 · Other Admin Expenses	670.00	2,427.00	(1,757.00)	27.6%
Total 5400 · ADMINISTRATION EXPS	220,531.21	282,834.72	(62,303.51)	78.0%
5600 · SUPPORT SERVICES				
5605 · Special Ed Salaries	237,193.81	245,484.09	(8,290.28)	96.6%
5610 · Spec Ed FICA & Medicare	8,539.79	9,452.64	(912.85)	90.3%
5615 · Spec Ed Health Benefits	34,103.83	33,898.50	205.33	100.6%
5625 · Auditory Services	2,800.00	3,987.50	(1,187.50)	70.6%
5630 · Speech Services	23,986.00	27,000.00	(3,014.00)	88.8%
5635 · OT Services	13,160.00	15,375.00	(2,215.00)	85.6%
5636 · PT Services	3,950.00	3,000.00	950.00	131.7%
5640 · Psychological Services	0.00	3,000.00	(3,000.00)	0.0%
5641 · Behavioral Therapist Services	0.00	1,800.00	(1,800.00)	0.0%
5642 · Nursing Services	13,346.27	15,711.84	(2,365.57)	84.9%
5645 · Other Spec Ed Services	150.00	4,263.33	(4,113.33)	3.5%
5646 · Out of District Placement	0.00	16,746.90	(16,746.90)	0.0%
5650 · Special Ed Legal Fees	0.00	1,500.00	(1,500.00)	0.0%
5655 · Special Ed CR Mats & Sups	68.00	2,550.00	(2,482.00)	2.7%
5656 · ELL CR Materials & Supplies	0.00	300.00	(300.00)	0.0%
5660 · Spec Ed Professional Developmt	3,464.00	3,000.00	464.00	115.5%
5661 · ELL Professional Development	0.00	800.00	(800.00)	0.0%
Total 5600 · SUPPORT SERVICES	340,761.70	387,849.80	(47,088.10)	87.9%
5700 · OPERATIONS & MAINT EXP				
5705 · Maintenance Salaries	38,261.50	43,380.16	(5,118.66)	88.2%
5710 · Maint FICA & Medicare	2,894.22	2,963.73	(69.51)	97.7%
5715 · Maint Health Benefits	4,305.72	7,368.00	(3,062.28)	58.4%
5720 · Water and Sewer	2,178.57	1,494.15	684.42	145.8%
5730 · Gas and Electricity	19,481.92	13,968.06	5,513.86	139.5%
5735 · Garbage	758.24	815.31	(57.07)	93.0%
5740 · Life Safety	6,149.09	3,750.00	2,399.09	164.0%
5745 · Snow Removal	1,147.42	6,000.00	(4,852.58)	19.1%
5750 · Summer Help	0.00	0.00	0.00	0.0%
5765 · Maintenance Equipment	150.00	2,400.00	(2,250.00)	6.3%
5770 · Maintenance Supplies	3,182.17	2,500.00	682.17	127.3%
5775 · Long-Term Maint & Repairs	2,476.53	2,500.00	(23.47)	99.1%
5795 · Other Maint Exps	2,196.92	800.00	1,396.92	274.6%
Total 5700 · OPERATIONS & MAINT EXP	83,182.30	87,939.41	(4,757.11)	94.6%
5800 · FUNDRAISING EXP				
5814 · Marketing/Advertising Expense	0.00	0.00	0.00	0.0%
5840 · Earthweek Exps	2,250.00	4,000.00	(1,750.00)	56.3%
5865 · Green Team Exp - Rain Barrels	0.00	0.00	0.00	0.0%
5875 · Spirit Wear / Gym Uniforms	0.00	0.00	0.00	0.0%
5880 · Dances Exp	0.00	0.00	0.00	0.0%
5890 · Restricted Expense	0.00	0.00	0.00	0.0%
5895 · Other Fundraising Exps	0.00	0.00	0.00	0.0%
Total 5800 · FUNDRAISING EXP	2,250.00	4,000.00	(1,750.00)	56.3%
5900 · GRANT EXPENSE				
5905 · IDEA Grant Exp	18,180.14	26,815.56	(8,635.42)	67.8%
5906 · IDEA Preschool Grant	1,109.25	0.00	1,109.25	100.0%
5910 · Title I Exp	7,815.44	11,272.20	(3,456.76)	69.3%
5915 · Title II Teacher Quality Exp	0.00	0.00	0.00	0.0%
5922 · Title IV - Student Support	130.68	0.00	130.68	100.0%
5940 · ESSER Grant Expense	0.00	0.00	0.00	0.0%

9:06 PM

**Prairie Crossing Charter School
Profit & Loss Budget vs. Actual
January through March 2022**

04/15/22

Accrual Basis

	Jan - Mar 22	Budget	\$ Over Budget	% of Budget
5995 · Other Grants Expenditures	0.00	0.00	0.00	0.0%
Total 5900 · GRANT EXPENSE	27,235.51	38,087.76	(10,852.25)	71.5%
Total Expense	1,300,929.48	1,534,528.58	(233,599.10)	84.8%
Net Ordinary Income	530,767.55	204,180.84	326,586.91	259.9%
Other Income/Expense				
Other Income				
7100 · NON OPERATING INC-PSO FUNDRAISG				
7102 · Fundraising				
7101 · Textile Drive	0.00	0.00	0.00	0.0%
7103 · Box Tops	71.50	0.00	71.50	100.0%
7104 · Food Events / Pizza Day	947.50	0.00	947.50	100.0%
7107 · SCRIP	24.05	0.00	24.05	100.0%
7109 · Holiday Bazaar	0.00	0.00	0.00	0.0%
7110 · Other	0.00	0.00	0.00	0.0%
7112 · Spirit Wear - PSO	0.00	0.00	0.00	0.0%
Total 7102 · Fundraising	1,043.05	0.00	1,043.05	100.0%
Total 7100 · NON OPERATING INC-PSO FUNDRAISG	1,043.05	0.00	1,043.05	100.0%
Total Other Income	1,043.05	0.00	1,043.05	100.0%
Other Expense				
7200 · NON OPERATING EXPENSE				
7227 · Charter School Admin Fee	0.00	25,205.07	(25,205.07)	0.0%
7228 · Series 2020 Bond Interest Expen	36,695.83	103,654.13	(66,958.30)	35.4%
7244 · Lease Interest Expense	278.61	286.61	(8.00)	97.2%
7246 · Depreciation	11,214.69	13,649.25	(2,434.56)	82.2%
7247 · Amortization	1,594.50	1,644.00	(49.50)	97.0%
7248 · Depreciation - LLC	71,623.89	81,623.76	(9,999.87)	87.7%
7249 · Amortization - LLC	1,215.64	2,936.28	(1,720.64)	41.4%
7300 · NON OPERATING-PSO EXPENSE				
7311 · SCRIP	0.00	0.00	0.00	0.0%
7315 · Other Fundraising	133.18	0.00	133.18	100.0%
7317 · Food Events / Pizza Day Expense	3,102.27	0.00	3,102.27	100.0%
7324 · Programming	100.00	0.00	100.00	100.0%
7326 · Inschool Grants	(16.00)	0.00	16.00	0.0%
7327 · Discretionary Hardship Fund	0.00	0.00	0.00	0.0%
Total 7300 · NON OPERATING-PSO EXPENSE	3,319.45	0.00	3,319.45	100.0%
Total 7200 · NON OPERATING EXPENSE	125,942.61	228,999.10	(103,056.49)	55.0%
Total Other Expense	125,942.61	228,999.10	(103,056.49)	55.0%
Net Other Income	(124,899.56)	(228,999.10)	104,099.54	54.5%
Net Income	405,867.99	(24,818.46)	430,686.45	(1,635.3)%

Prairie Crossing Charter School
Balance Sheet Prev Year Comparison
As of March 31, 2022

	Mar 31, 22	Mar 31, 21	\$ Change
ASSETS			
Current Assets			
Checking/Savings			
1100 · Cash			
1110 · LFB Operating 379719	2,320,221.50	2,873,606.47	(553,384.97)
1115 · Money Market 8100003238	661,092.31	660,942.91	149.40
1125 · PCCS PPP 9195278569	1,663,447.00	1,663,447.00	0.00
1130 · PCCS Building 379727	121,101.22	81,493.95	39,607.27
1140 · PCCS Holdings 393851	43,703.02	43,703.02	0.00
1145 · Byron Colby Barn 9193551337	9,266.27	3,514.77	5,751.50
1150 · PSO State Bank	51,362.58	45,709.91	5,652.67
1160 · Petty Cash	300.00	300.00	0.00
1170 · Wilmington Trust Project Fund	747.55	17,229.62	(16,482.07)
1171 · Wilmington Trust Reserve Fund	556,777.62	556,763.73	13.89
1173 · Wilmington Trust Replace Rsrve	31,667.52	15,000.36	16,667.16
1174 · Wilmington Trust Expense Fund	2,671.14	208.40	2,462.74
1175 · Wilmington Trust Bond Fund	548.85	546.49	2.36
1176 · Wilmington Trust Revenue Fund	3.93	2.08	1.85
Total 1100 · Cash	5,462,910.51	5,962,468.71	(499,558.20)
Total Checking/Savings	5,462,910.51	5,962,468.71	(499,558.20)
Accounts Receivable			
1200 · Accounts Receivable			
	3,968.80	(4,402.11)	8,370.91
Total Accounts Receivable	3,968.80	(4,402.11)	8,370.91
Other Current Assets			
12000 · Undeposited Funds			
	3,130.00	1,160.00	1,970.00
1250 · Grants Receivable			
	(15,856.00)	0.00	(15,856.00)
1300 · Other Assets			
1320 · Prepaid Expense	0.00	26,047.99	(26,047.99)
1330 · Charter Renewal Fees	14,350.23	20,728.23	(6,378.00)
8996 · Due From Holdings - BCB	(1,226,835.00)	(1,226,835.00)	0.00
8998 · Due To PCCS - BCB	(208,373.00)	6,227.00	(214,600.00)
8999 · Due to Holdings	667,187.50	283,764.50	383,423.00
9997 · Due From BCB - Holdings	1,226,835.00	1,226,835.00	0.00
9998 · Due From PCCS - BCB	208,373.00	(6,227.00)	214,600.00
9999 · Due from PCCS - LLC	(667,187.50)	(283,764.50)	(383,423.00)
Total 1300 · Other Assets	14,350.23	46,776.22	(32,425.99)
Total Other Current Assets	1,624.23	47,936.22	(46,311.99)
Total Current Assets	5,468,503.54	6,006,002.82	(537,499.28)
Fixed Assets			
1400 · Fixed Assets			
1405 · Software			
	49,819.95	49,819.95	0.00
1420 · Computers - New Building			
	270,651.70	270,651.70	0.00
1430 · Equipment			
	222,375.23	222,375.23	0.00
1435 · Vehicle			
	34,800.00	34,800.00	0.00
1440 · Office Equipment - Other			
	137,942.40	137,942.40	0.00
1445 · HVAC / Boiler			
	49,118.80	49,118.80	0.00
1450 · Furniture & Fixtures - New Bldg			
	148,000.41	148,000.41	0.00
1460 · Furniture & Fixtures - Other			
	250,780.12	250,780.12	0.00
1470 · Construction in Process - SSY			
	5,857.48	5,857.48	0.00
1475 · CIP - Barn and Kennicott Renova			
	2,094,061.61	996,447.78	1,097,613.83
1490 · Accumulated Depreciation			
	(1,115,728.21)	(1,068,346.50)	(47,381.71)
1491 · Accumulated Depreciations - BCB			
	(1,028.00)	(1,028.00)	0.00
Total 1400 · Fixed Assets	2,146,651.49	1,096,419.37	1,050,232.12
Total Fixed Assets	2,146,651.49	1,096,419.37	1,050,232.12
Other Assets			
1600 · Investment in LLC			
1604 · Investment in BCB LLC	207,404.00	209,765.00	(2,361.00)

Prairie Crossing Charter School
Balance Sheet Prev Year Comparison
As of March 31, 2022

	Mar 31, 22	Mar 31, 21	\$ Change
1605 · Investment in PCCS Holdings LLC	44,274.00	324,547.00	(280,273.00)
1607 · Capitalized Closing Costs	380,282.80	385,060.95	(4,778.15)
1610 · PCCSHI-Pledged Deposit	306,696.43	306,696.43	0.00
1620 · PCCSHI-Phase I Building	3,739,589.58	3,739,589.58	0.00
1630 · PCCSHI-Buildings	1,583,865.94	1,583,865.94	0.00
1640 · PCCSHI-Phase II Building	4,830,564.41	4,830,564.41	0.00
1650 · PCCSHI-Land	976,852.54	976,852.54	0.00
1655 · PCCSHI - Land Improvement	224,097.43	224,097.43	0.00
1660 · PCCSHI-Accumulated Depreciation	(4,482,630.47)	(4,196,134.95)	(286,495.52)
1670 · PCCSHI - BCB	96,176.00	96,176.00	0.00
1671 · PCCSHI - BCB - Land	644,082.00	644,082.00	0.00
1699 · Consolidate	(251,678.00)	(534,312.00)	282,634.00
Total 1600 · Investment in LLC	8,299,576.66	8,590,850.33	(291,273.67)
Total Other Assets	8,299,576.66	8,590,850.33	(291,273.67)
TOTAL ASSETS	15,914,731.69	15,693,272.52	221,459.17
LIABILITIES & EQUITY			
Liabilities			
Current Liabilities			
Accounts Payable			
2002 · Accounts Payables	(8,787.55)	118,524.52	(127,312.07)
Total Accounts Payable	(8,787.55)	118,524.52	(127,312.07)
Other Current Liabilities			
2010 · Accounts Payable - Accrued	2,924.98	4,337.09	(1,412.11)
2030 · Other Accrued Expenses	29,000.00	3,529.34	25,470.66
2050 · Other Current Liabilities			
2051 · Operation Sidewalk Makeover	2,043.10	2,043.10	0.00
2052 · Compost Buckets	279.28	279.28	0.00
2053 · Camping Equipment	8,724.99	8,724.99	0.00
2054 · Green Team Events	516.60	516.60	0.00
2057 · Student Council	388.00	388.00	0.00
2058 · Athletics	1,849.99	1,849.99	0.00
2059 · Dances	2,363.66	2,363.66	0.00
2061 · Restricted Contributions-other	2,929.49	4,496.34	(1,566.85)
2068 · Annual Appeal	4,911.56	4,911.56	0.00
2069 · Auction Restricted Gifts	771.48	771.48	0.00
Total 2050 · Other Current Liabilities	24,778.15	26,345.00	(1,566.85)
2151 · Deferred Revenue-Fees	13,228.35	13,750.00	(521.65)
2152 · Deferred Revenue - ISBE	1,443,747.95	1,478,559.48	(34,811.53)
2201 · Accrued Payroll Liabilities			
2210 · Accrued Salaries	182,016.78	205,404.00	(23,387.22)
2211 · Accrued Bonuses	0.00	200,000.00	(200,000.00)
2212 · Accrued FICA/Medicare/TRS Bonus	5,873.99	6,627.30	(753.31)
2215 · FIT Payable	72.71	0.00	72.71
2220 · SIT Payable	30.98	0.00	30.98
2221 · FICA Payable	(0.01)	0.00	(0.01)
2225 · Medicare Payable	12.08	0.00	12.08
2245 · THIS Payable	7.50	0.00	7.50
2250 · TRS Payable	75.00	0.00	75.00
2271 · AFT Local 504	6,624.36	0.00	6,624.36
2280 · HSA Payable	2,898.00	0.00	2,898.00
Total 2201 · Accrued Payroll Liabilities	197,611.39	412,031.30	(214,419.91)
2300 · Capital Lease Obligations - ST	1,464.88	1,400.53	64.35
Total Other Current Liabilities	1,712,755.70	1,939,952.74	(227,197.04)
Total Current Liabilities	1,703,968.15	2,058,477.26	(354,509.11)
Long Term Liabilities			
2500 · Capital Lease Obligations - LT	22,333.16	28,095.27	(5,762.11)

9:08 PM

04/15/22

Accrual Basis

Prairie Crossing Charter School
Balance Sheet Prev Year Comparison
As of March 31, 2022

	Mar 31, 22	Mar 31, 21	\$ Change
2609 · Series 2020 Bond Term 2031	1,205,416.67	1,215,000.00	(9,583.33)
2610 · Series 2020 Bond Term 2045	3,210,000.00	3,210,000.00	0.00
2611 · Series 2020 Bond Term 2055	4,625,000.00	4,625,000.00	0.00
2612 · Series 2020 Bond Premium	548,741.99	555,335.90	(6,593.91)
2613 · PPP Loan Liability	831,727.00	0.00	831,727.00
Total Long Term Liabilities	10,443,218.82	9,633,431.17	809,787.65
Total Liabilities	12,147,186.97	11,691,908.43	455,278.54
Equity			
3200 · PCCS Net Assets	1,882,924.88	1,882,924.88	0.00
3210 · PCCS - Temporarily Resticted	7,323.00	7,323.00	0.00
3500 · LLC Net Assets	1,095,535.00	1,095,535.00	0.00
3900 · Retained Earnings	2,111,779.16	2,029,159.84	82,619.32
3999 · Consolidate	(1,637,422.00)	(1,637,422.00)	0.00
Net Income	307,404.68	623,843.37	(316,438.69)
Total Equity	3,767,544.72	4,001,364.09	(233,819.37)
TOTAL LIABILITIES & EQUITY	15,914,731.69	15,693,272.52	221,459.17

Prairie Crossing Charter School
Profit & Loss Prev Year Comparison
 July 2021 through March 2022

	Jul '21 - Mar 22	Jul '20 - Mar 21	\$ Change	% Change
Ordinary Income/Expense				
Income				
4100 · GENERAL INCOME				
4105 · Reimbursement From ISBE	4,411,340.78	4,521,183.30	(109,842.52)	(2.4)%
4110 · General Contributions	5,633.54	1,697.17	3,936.37	231.9%
4125 · Restricted Contribs/Sponsorship	0.00	500.00	(500.00)	(100.0)%
4130 · Matching Gifts	240.00	600.00	(360.00)	(60.0)%
4100 · GENERAL INCOME - Other	40.00	0.00	40.00	100.0%
Total 4100 · GENERAL INCOME	4,417,254.32	4,523,980.47	(106,726.15)	(2.4)%
4200 · GRANTS				
4205 · IDEA Grant	0.00	39,724.00	(39,724.00)	(100.0)%
4206 · IDEA Preschool Grant	0.00	2,547.00	(2,547.00)	(100.0)%
4215 · Title I Low Income	6,900.00	18,377.00	(11,477.00)	(62.5)%
4225 · Special Ed Personnel	50,542.50	53,926.80	(3,384.30)	(6.3)%
4230 · Special Ed Fundg for Children	36,243.75	38,658.24	(2,414.49)	(6.3)%
4235 · Title III ELL - TBE/TPI	3,321.75	3,544.86	(223.21)	(6.3)%
4240 · ESSER Grant	0.00	13,445.00	(13,445.00)	(100.0)%
4295 · Other Grants	8,001.98	832,571.37	(824,569.39)	(99.0)%
Total 4200 · GRANTS	105,009.98	1,002,794.37	(897,784.39)	(89.5)%
4300 · SCHOOL FEES INCOME				
4305 · Books/Materials/Activities	39,021.25	39,240.00	(218.75)	(0.6)%
4310 · Out-of-District Tuition	811.91	0.00	811.91	100.0%
Total 4300 · SCHOOL FEES INCOME	39,833.16	39,240.00	593.16	1.5%
4400 · CLUBS & PROGRAMS				
4405 · Before and After School Program	74,191.75	0.00	74,191.75	100.0%
4415 · Getting to Know You	2,900.00	0.00	2,900.00	100.0%
4425 · Interscholastic Sports	16,897.00	0.00	16,897.00	100.0%
4426 · Extra Curricular Income	1,350.00	0.00	1,350.00	100.0%
4495 · Other Clubs	16,078.00	0.00	16,078.00	100.0%
Total 4400 · CLUBS & PROGRAMS	111,416.75	0.00	111,416.75	100.0%
4500 · GENERAL FUNDRAISING INCOME				
4502 · Annual Appeal	0.00	650.00	(650.00)	(100.0)%
4565 · Dances Income	830.00	0.00	830.00	100.0%
4595 · Other Fundraising Inc	0.00	135.00	(135.00)	(100.0)%
Total 4500 · GENERAL FUNDRAISING INCOME	830.00	785.00	45.00	5.7%
4700 · STUDENT PARTICIPATION INCOME				
4730 · Field Trips/Educ Activities Inc	7,975.75	0.00	7,975.75	100.0%
Total 4700 · STUDENT PARTICIPATION INCOME	7,975.75	0.00	7,975.75	100.0%
4800 · INVESTMENT & OTHER INCOME				
4805 · Rental Income	320.00	0.00	320.00	100.0%
4810 · Byron Colby Barn Rental Income	5,751.50	0.00	5,751.50	100.0%
4815 · Snow Removal Income	0.00	805.00	(805.00)	(100.0)%
4820 · Interest Income - LFB	319.96	697.29	(377.33)	(54.1)%
4892 · Investment Income (Loss) in LLC	0.13	85.97	(85.84)	(99.9)%
4895 · - Consolidate	0.00	0.00	0.00	0.0%
4899 · Other	(210.00)	0.00	(210.00)	(100.0)%
Total 4800 · INVESTMENT & OTHER INCOME	6,181.59	1,588.26	4,593.33	289.2%
Total Income	4,688,501.55	5,568,388.10	(879,886.55)	(15.8)%
Gross Profit	4,688,501.55	5,568,388.10	(879,886.55)	(15.8)%
Expense				
5100 · INSTRUCTION EXPS				
5105 · Instruction Salaries	1,319,317.98	1,307,899.18	11,418.80	0.9%
5110 · Instruction Stipends	3,397.55	10,812.56	(7,415.01)	(68.6)%
5120 · Related FICA & Medicare Expense	42,085.38	41,225.23	860.15	2.1%
5125 · Instruction TRS	19,105.54	21,770.28	(2,664.74)	(12.2)%
5130 · Instruction Health Benefits Exp	199,902.27	190,720.30	9,181.97	4.8%
5140 · Classroom Supplies	5,068.04	7,225.26	(2,157.22)	(29.9)%
5141 · Culture Expenses	1,555.96	3,405.41	(1,849.45)	(54.3)%
5145 · Educational Materials	13,342.58	33,104.40	(19,761.82)	(59.7)%
5150 · Classroom Technology	1,333.89	44,388.97	(43,055.08)	(97.0)%
5160 · Furniture	248.94	9,531.35	(9,282.41)	(97.4)%
5165 · Other Instructional Equipment	869.69	0.00	869.69	100.0%
5170 · Dues & Subscriptions	22,486.27	19,437.76	3,048.51	15.7%
5175 · Instruction Prof Development	1,609.97	638.00	971.97	152.4%

Prairie Crossing Charter School
Profit & Loss Prev Year Comparison
 July 2021 through March 2022

04/15/22

Accrual Basis

	Jul '21 - Mar 22	Jul '20 - Mar 21	\$ Change	% Change
5181 · Environmental Learning	7,411.14	7,307.97	103.17	1.4%
5182 · Environmental Ed Professional D	250.00	0.00	250.00	100.0%
5190 · Deans Discretionary	5,400.80	(6,685.80)	12,086.60	180.8%
Total 5100 · INSTRUCTION EXPS	1,643,386.00	1,690,780.87	(47,394.87)	(2.8)%
5200 · CLUBS & PROGRAMS EXP				
5205 · Before and After School Care	41,687.74	8.36	41,679.38	498,557.2%
5210 · Getting to Know You	2,388.44	0.00	2,388.44	100.0%
5215 · Interscholastic Sports	17,448.68	270.00	17,178.68	6,362.5%
5260 · Extra Curricular Expense	1,066.00	65.00	1,001.00	1,540.0%
5285 · Hot Lunch - Farm to Table	1,717.11	324.00	1,393.11	430.0%
5295 · Other Club Exps	9,288.30	0.00	9,288.30	100.0%
Total 5200 · CLUBS & PROGRAMS EXP	73,596.27	667.36	72,928.91	10,928.0%
5300 · STUDENT PARTICIPATION EXPS				
5305 · Field Trips/Educ Activities Exp	12,805.81	630.00	12,175.81	1,932.7%
Total 5300 · STUDENT PARTICIPATION EXPS	12,805.81	630.00	12,175.81	1,932.7%
5400 · ADMINISTRATION EXPS				
5405 · Administrative Salaries	411,504.47	400,499.50	11,004.97	2.8%
5420 · Admin FICA & Medicare	23,083.32	22,257.60	825.72	3.7%
5425 · Admin Health Benefits Expense	27,808.87	33,116.20	(5,309.33)	(16.0)%
5430 · Unemployment Compensation	0.00	10,981.00	(10,981.00)	(100.0)%
5438 · Employment Expense - Other	2,770.75	2,867.50	(96.75)	(3.4)%
5440 · Supplies	4,150.38	2,611.57	1,538.81	58.9%
5445 · Furniture	(299.90)	2,553.74	(2,853.64)	(111.7)%
5450 · Office Equipment	0.00	2,065.58	(2,065.58)	(100.0)%
5455 · Computers	38.51	4,738.06	(4,699.55)	(99.2)%
5460 · Computer Support	37,625.63	51,094.04	(13,468.41)	(26.4)%
5475 · Admin Professional Development	450.83	49.00	401.83	820.1%
5480 · Telecommunication	14,123.44	17,885.94	(3,762.50)	(21.0)%
5485 · Accounting and Audit Fees	23,712.08	24,465.00	(752.92)	(3.1)%
5488 · Accounting and Audit Fees - LLC	2,499.00	2,352.00	147.00	6.3%
5490 · Payroll Service Fees	18,925.06	18,137.06	788.00	4.3%
5495 · Printing and Copying	2,331.28	4,662.76	(2,331.48)	(50.0)%
5500 · Postage and Shipping	1,139.23	1,098.87	40.36	3.7%
5505 · Insurance (incl. Building Ins.)	94,769.71	66,127.74	28,641.97	43.3%
5510 · Dues and Subscriptions	443.95	3,083.95	(2,640.00)	(85.6)%
5515 · Board Related Expenses	62.27	19.00	43.27	227.7%
5522 · Legal Fees - LLC	1,995.00	0.00	1,995.00	100.0%
5525 · Legal Fees	15,705.00	19,034.79	(3,329.79)	(17.5)%
5530 · Bank Fees	368.95	2,912.55	(2,543.60)	(87.3)%
5544 · Outreach Conferences/Partnershi	6,586.37	3,961.50	2,624.87	66.3%
5545 · Community Outreach	62,457.98	60,778.57	1,679.41	2.8%
5546 · Outreach Materials	1,284.24	1,648.00	(363.76)	(22.1)%
5547 · Transportation	44,784.40	7,434.20	37,350.20	502.4%
5555 · Fee Waiver Expenses	17,405.97	1,850.36	15,555.61	840.7%
5590 · Admin Discretionary	1,733.67	2,890.33	(1,156.66)	(40.0)%
5595 · Other Admin Expenses	2,503.67	1,873.42	630.25	33.6%
Total 5400 · ADMINISTRATION EXPS	819,962.13	773,029.83	46,932.30	6.1%
5600 · SUPPORT SERVICES				
5605 · Special Ed Salaries	607,126.48	588,520.94	18,605.54	3.2%
5610 · Spec Ed FICA & Medicare	23,409.87	22,770.72	639.15	2.8%
5615 · Spec Ed Health Benefits	102,492.74	88,990.79	13,501.95	15.2%
5625 · Auditory Services	7,750.00	7,742.50	7.50	0.1%
5630 · Speech Services	62,102.00	65,258.92	(3,156.92)	(4.8)%
5635 · OT Services	48,400.00	51,075.00	(2,675.00)	(5.2)%
5636 · PT Services	11,940.00	17,790.00	(5,850.00)	(32.9)%
5642 · Nursing Services	39,187.32	30,392.97	8,794.35	28.9%
5645 · Other Spec Ed Services	577.80	736.11	(158.31)	(21.5)%
5646 · Out of District Placement	61,034.78	89,202.20	(28,167.42)	(31.6)%
5650 · Special Ed Legal Fees	220.00	432.50	(212.50)	(49.1)%
5655 · Special Ed CR Mats & Sups	431.50	2,612.04	(2,180.54)	(83.5)%
5656 · ELL CR Materials & Supplies	568.64	481.62	87.02	18.1%
5660 · Spec Ed Professional Developmt	6,839.70	3,444.50	3,395.20	98.6%
5661 · ELL Professional Development	0.00	375.00	(375.00)	(100.0)%
Total 5600 · SUPPORT SERVICES	972,080.83	969,825.81	2,255.02	0.2%
5700 · OPERATIONS & MAINT EXP				
5705 · Maintenance Salaries	115,648.51	103,395.58	12,252.93	11.9%
5710 · Maint FICA & Medicare	9,440.40	9,370.37	70.03	0.8%
5715 · Maint Health Benefits	12,998.82	12,286.07	712.75	5.8%
5720 · Water and Sewer	5,364.53	3,137.27	2,227.26	71.0%

Prairie Crossing Charter School
Profit & Loss Prev Year Comparison
July 2021 through March 2022

	Jul '21 - Mar 22	Jul '20 - Mar 21	\$ Change	% Change
5730 · Gas and Electricity	38,205.53	27,127.30	11,078.23	40.8%
5735 · Garbage	2,274.80	2,502.92	(228.12)	(9.1)%
5740 · Life Safety	21,103.40	52,626.77	(31,523.37)	(59.9)%
5745 · Snow Removal	1,242.88	9,753.45	(8,510.77)	(87.3)%
5750 · Summer Help	8,733.75	9,091.55	(357.80)	(3.9)%
5765 · Maintenance Equipment	589.04	909.74	(320.70)	(35.3)%
5770 · Maintenance Supplies	9,942.62	10,878.97	(936.35)	(8.6)%
5775 · Long-Term Maint & Repairs	19,077.89	438,561.95	(419,484.06)	(95.7)%
5795 · Other Maint Exps	3,571.11	1,534.23	2,036.88	132.8%
Total 5700 · OPERATIONS & MAINT EXP	248,193.08	681,176.17	(432,983.09)	(63.6)%
5800 · FUNDRAISING EXP				
5840 · Earthweek Exps	2,250.00	0.00	2,250.00	100.0%
5880 · Dances Exp	981.75	19.98	941.77	4,713.6%
5890 · Restricted Expense	0.00	500.00	(500.00)	(100.0)%
Total 5800 · FUNDRAISING EXP	3,211.75	519.98	2,691.77	517.7%
5900 · GRANT EXPENSE				
5905 · IDEA Grant Exp	50,868.88	58,965.17	(8,096.29)	(13.7)%
5906 · IDEA Preschool Grant	2,327.75	2,681.00	(353.25)	(13.2)%
5910 · Title I Exp	25,485.73	24,458.44	1,027.29	4.2%
5922 · Title IV - Student Support	1,021.47	0.00	1,021.47	100.0%
5940 · ESSER Grant Expense	2,799.00	22,437.07	(19,638.07)	(87.5)%
5995 · Other Grants Expenditures	19,065.08	0.00	19,065.08	100.0%
Total 5900 · GRANT EXPENSE	101,567.91	108,541.68	(6,973.77)	(6.4)%
Total Expense	3,874,803.78	4,225,171.70	(350,367.92)	(8.3)%
Net Ordinary Income	813,697.77	1,343,216.40	(529,518.63)	(39.4)%
Other Income/Expense				
Other Income				
7100 · NON OPERATING INC-PSO FUNDRAISG				
7102 · Fundraising				
7103 · Box Tops	71.50	40.40	31.10	77.0%
7104 · Food Events / Pizza Day	10,582.50	0.00	10,582.50	100.0%
7107 · SCRIP	2,660.78	3,656.11	(995.33)	(27.2)%
7109 · Holiday Bazaar	2,077.75	0.00	2,077.75	100.0%
7110 · Other	5,961.00	6,435.02	(474.02)	(7.4)%
7112 · Spirit Wear - PSO	0.00	264.00	(264.00)	(100.0)%
Total 7102 · Fundraising	21,353.53	10,395.53	10,958.00	105.4%
Total 7100 · NON OPERATING INC-PSO FUNDRAISG	21,353.53	10,395.53	10,958.00	105.4%
Total Other Income	21,353.53	10,395.53	10,958.00	105.4%
Other Expense				
7200 · NON OPERATING EXPENSE				
7227 · Charter School Admin Fee	0.00	119,994.91	(119,994.91)	(100.0)%
7228 · Series 2020 Bond Interest Expen	254,443.03	330,262.47	(75,819.44)	(23.0)%
7244 · Lease Interest Expense	884.16	419.96	464.20	110.5%
7246 · Depreciation	33,644.07	31,947.75	1,696.32	5.3%
7247 · Amortization	4,783.50	4,783.50	0.00	0.0%
7248 · Depreciation - LLC	214,871.67	214,871.67	0.00	0.0%
7249 · Amortization - LLC	3,604.55	3,439.36	165.19	4.8%
7300 · NON OPERATING-PSO EXPENSE				
7311 · SCRIP	2,741.97	3,493.64	(751.67)	(21.5)%
7313 · Holiday Bazaar	39.68	0.00	39.68	100.0%
7315 · Other Fundraising	3,387.25	1,971.25	1,416.00	71.8%
7317 · Food Events / Pizza Day Expense	9,054.34	0.00	9,054.34	100.0%
7321 · Classroom Care	26.40	0.00	26.40	100.0%
7324 · Programming	100.00	475.00	(375.00)	(79.0)%
7326 · Inschool Grants	(161.00)	0.00	(161.00)	(100.0)%
7327 · Discretionary Hardship Fund	227.00	18,109.05	(17,882.05)	(98.8)%
Total 7300 · NON OPERATING-PSO EXPENSE	15,415.64	24,048.94	(8,633.30)	(35.9)%
Total 7200 · NON OPERATING EXPENSE	527,646.62	729,768.56	(202,121.94)	(27.7)%
Total Other Expense	527,646.62	729,768.56	(202,121.94)	(27.7)%
Net Other Income	(506,293.09)	(719,373.03)	213,079.94	29.6%
Net Income	307,404.68	623,843.37	(316,438.69)	(50.7)%

Prairie Crossing Charter School
Profit & Loss Prev Year Comparison
January through March 2022

04/15/22

Accrual Basis

	Jan - Mar 22	Jan - Mar 21	\$ Change	% Change
Ordinary Income/Expense				
Income				
4100 · GENERAL INCOME				
4105 · Reimbursement From ISBE	1,764,536.31	1,808,473.32	(43,937.01)	(2.4)%
4110 · General Contributions	1,010.57	705.59	304.98	43.2%
4125 · Restricted Contribs/Sponsorship	0.00	100.00	(100.00)	(100.0)%
4130 · Matching Gifts	220.00	600.00	(380.00)	(63.3)%
Total 4100 · GENERAL INCOME	1,765,766.88	1,809,878.91	(44,112.03)	(2.4)%
4200 · GRANTS				
4205 · IDEA Grant	0.00	17,762.00	(17,762.00)	(100.0)%
4215 · Title I Low Income	0.00	12,675.00	(12,675.00)	(100.0)%
4225 · Special Ed Personnel	16,846.50	20,221.80	(3,375.30)	(16.7)%
4230 · Special Ed Fundg for Children	12,081.25	14,497.50	(2,416.25)	(16.7)%
4235 · Title III ELL - TBE/TPI	1,107.25	1,328.70	(221.45)	(16.7)%
4240 · ESSER Grant	0.00	1,121.00	(1,121.00)	(100.0)%
4295 · Other Grants	3,916.60	832,395.78	(828,479.18)	(99.5)%
Total 4200 · GRANTS	33,951.60	900,001.78	(866,050.18)	(96.2)%
4300 · SCHOOL FEES INCOME				
4305 · Books/Materials/Activities	15,478.50	15,696.00	(217.50)	(1.4)%
Total 4300 · SCHOOL FEES INCOME	15,478.50	15,696.00	(217.50)	(1.4)%
4400 · CLUBS & PROGRAMS				
4405 · Before and After School Program	2,360.00	0.00	2,360.00	100.0%
4425 · Interscholastic Sports	5,525.00	0.00	5,525.00	100.0%
4495 · Other Clubs	7,735.00	0.00	7,735.00	100.0%
Total 4400 · CLUBS & PROGRAMS	15,620.00	0.00	15,620.00	100.0%
4700 · STUDENT PARTICIPATION INCOME				
4730 · Field Trips/Educ Activities Inc	984.00	0.00	984.00	100.0%
Total 4700 · STUDENT PARTICIPATION INCOME	984.00	0.00	984.00	100.0%
4800 · INVESTMENT & OTHER INCOME				
4805 · Rental Income	30.00	0.00	30.00	100.0%
4815 · Snow Removal Income	0.00	805.00	(805.00)	(100.0)%
4820 · Interest Income - LFB	76.05	238.88	(162.83)	(68.2)%
4892 · Investment Income (Loss) in LLC	0.00	15.78	(15.78)	(100.0)%
4895 · - Consolidate	0.00	0.00	0.00	0.0%
4899 · Other	(210.00)	0.00	(210.00)	(100.0)%
Total 4800 · INVESTMENT & OTHER INCOME	(103.95)	1,059.66	(1,163.61)	(109.8)%
Total Income	1,831,697.03	2,726,636.35	(894,939.32)	(32.8)%
Gross Profit	1,831,697.03	2,726,636.35	(894,939.32)	(32.8)%
Expense				
5100 · INSTRUCTION EXPS				
5105 · Instruction Salaries	502,492.34	514,600.33	(12,107.99)	(2.4)%
5120 · Related FICA & Medicare Expense	15,084.94	16,065.05	(980.11)	(6.1)%
5125 · Instruction TRS	7,484.67	8,516.47	(1,031.80)	(12.1)%
5130 · Instruction Health Benefits Exp	63,641.86	64,345.45	(703.59)	(1.1)%
5140 · Classroom Supplies	657.57	862.33	(204.76)	(23.7)%
5141 · Culture Expenses	0.00	22.67	(22.67)	(100.0)%
5145 · Educational Materials	1,393.85	187.90	1,205.95	641.8%
5150 · Classroom Technology	0.00	4,832.38	(4,832.38)	(100.0)%
5160 · Furniture	0.00	8,713.00	(8,713.00)	(100.0)%
5170 · Dues & Subscriptions	779.00	4,449.96	(3,670.96)	(82.5)%
5175 · Instruction Prof Development	613.95	95.00	518.95	546.3%
5181 · Environmental Learning	5,201.43	6,562.52	(1,361.09)	(20.7)%
5182 · Environmental Ed Professional D	210.00	0.00	210.00	100.0%
5190 · Deans Discretionary	388.10	0.00	388.10	100.0%
Total 5100 · INSTRUCTION EXPS	597,947.71	629,253.06	(31,305.35)	(5.0)%
5200 · CLUBS & PROGRAMS EXP				
5205 · Before and After School Care	15,486.03	0.00	15,486.03	100.0%
5215 · Interscholastic Sports	6,675.64	0.00	6,675.64	100.0%
5295 · Other Club Exps	3,063.30	0.00	3,063.30	100.0%
Total 5200 · CLUBS & PROGRAMS EXP	25,224.97	0.00	25,224.97	100.0%
5300 · STUDENT PARTICIPATION EXPS				
5305 · Field Trips/Educ Activities Exp	3,796.08	300.00	3,496.08	1,165.4%

Prairie Crossing Charter School
Profit & Loss Prev Year Comparison
January through March 2022

	Jan - Mar 22	Jan - Mar 21	\$ Change	% Change
Total 5300 · STUDENT PARTICIPATION EXPS	3,796.08	300.00	3,496.08	1,165.4%
5400 · ADMINISTRATION EXPS				
5405 · Administrative Salaries	141,990.60	135,290.54	6,700.06	5.0%
5420 · Admin FICA & Medicare	9,544.21	9,060.56	483.65	5.3%
5425 · Admin Health Benefits Expense	7,933.10	12,063.18	(4,130.08)	(34.2)%
5430 · Unemployment Compensation	0.00	4,847.00	(4,847.00)	(100.0)%
5438 · Employment Expense - Other	183.75	316.25	(132.50)	(41.9)%
5440 · Supplies	936.16	660.91	275.25	41.7%
5445 · Furniture	0.00	2,162.25	(2,162.25)	(100.0)%
5455 · Computers	38.51	4,738.06	(4,699.55)	(99.2)%
5460 · Computer Support	8,116.28	11,796.93	(3,680.65)	(31.2)%
5475 · Admin Professional Development	0.00	(60.00)	60.00	100.0%
5480 · Telecommunication	1,999.45	7,111.83	(5,112.38)	(71.9)%
5485 · Accounting and Audit Fees	0.00	3,990.00	(3,990.00)	(100.0)%
5490 · Payroll Service Fees	6,836.35	6,711.79	124.56	1.9%
5495 · Printing and Copying	2,331.28	0.00	2,331.28	100.0%
5500 · Postage and Shipping	164.85	530.67	(365.82)	(68.9)%
5505 · Insurance (Incl. Building Ins.)	0.00	20,984.58	(20,984.58)	(100.0)%
5510 · Dues and Subscriptions	0.00	59.95	(59.95)	(100.0)%
5525 · Legal Fees	4,182.50	6,792.50	(2,610.00)	(38.4)%
5530 · Bank Fees	135.00	2,635.00	(2,500.00)	(94.9)%
5544 · Outreach Conferences/Partnershi	1,076.37	1,199.00	(122.63)	(10.2)%
5545 · Community Outreach	21,074.72	21,070.19	4.53	0.0%
5546 · Outreach Materials	1,157.10	1,629.01	(471.91)	(29.0)%
5547 · Transportation	11,496.20	4,568.00	6,928.20	151.7%
5555 · Fee Waiver Expenses	502.10	210.36	291.74	138.7%
5590 · Admin Discretionary	162.68	632.33	(469.65)	(74.3)%
5595 · Other Admin Expenses	670.00	(87.58)	757.58	865.0%
Total 5400 · ADMINISTRATION EXPS	220,531.21	258,913.31	(38,382.10)	(14.8)%
5600 · SUPPORT SERVICES				
5605 · Special Ed Salaries	237,193.81	230,270.22	6,923.59	3.0%
5610 · Spec Ed FICA & Medicare	8,539.79	8,399.30	140.49	1.7%
5615 · Spec Ed Health Benefits	34,103.83	31,046.28	3,057.55	9.9%
5625 · Auditory Services	2,800.00	3,467.50	(667.50)	(19.3)%
5630 · Speech Services	23,986.00	24,658.27	(672.27)	(2.7)%
5635 · OT Services	13,160.00	21,200.00	(8,040.00)	(37.9)%
5636 · PT Services	3,950.00	6,515.00	(2,565.00)	(39.4)%
5642 · Nursing Services	13,346.27	10,451.28	2,894.99	27.7%
5645 · Other Spec Ed Services	150.00	0.00	150.00	100.0%
5646 · Out of District Placement	0.00	40,368.88	(40,368.88)	(100.0)%
5655 · Special Ed CR Mats & Sups	68.00	870.81	(802.81)	(92.2)%
5656 · ELL CR Materials & Supplies	0.00	46.78	(46.78)	(100.0)%
5660 · Spec Ed Professional Developmt	3,464.00	100.00	3,364.00	3,364.0%
Total 5600 · SUPPORT SERVICES	340,761.70	377,394.32	(36,632.62)	(9.7)%
5700 · OPERATIONS & MAINT EXP				
5705 · Maintenance Salaries	38,261.50	32,199.48	6,062.02	18.8%
5710 · Maint FICA & Medicare	2,894.22	3,075.23	(181.01)	(5.9)%
5715 · Maint Health Benefits	4,305.72	4,156.98	148.74	3.6%
5720 · Water and Sewer	2,178.57	911.19	1,267.38	139.1%
5730 · Gas and Electricity	19,481.92	13,610.89	5,871.03	43.1%
5735 · Garbage	758.24	753.32	4.92	0.7%
5740 · Life Safety	6,149.09	2,947.71	3,201.38	108.6%
5745 · Snow Removal	1,147.42	8,776.66	(7,629.24)	(86.9)%
5765 · Maintenance Equipment	150.00	303.70	(153.70)	(50.6)%
5770 · Maintenance Supplies	3,182.17	4,990.71	(1,808.54)	(36.2)%
5775 · Long-Term Maint & Repairs	2,476.53	33,706.99	(31,230.46)	(92.7)%
5795 · Other Maint Exps	2,196.92	783.83	1,413.09	180.3%
Total 5700 · OPERATIONS & MAINT EXP	83,182.30	106,216.69	(23,034.39)	(21.7)%
5800 · FUNDRAISING EXP				
5840 · Earthweek Exps	2,250.00	0.00	2,250.00	100.0%
Total 5800 · FUNDRAISING EXP	2,250.00	0.00	2,250.00	100.0%
5900 · GRANT EXPENSE				
5905 · IDEA Grant Exp	18,180.14	19,040.48	(860.34)	(4.5)%
5906 · IDEA Preschool Grant	1,109.25	134.00	975.25	727.8%
5910 · Title I Exp	7,815.44	6,082.37	1,733.07	28.5%
5922 · Title IV - Student Support	130.68	0.00	130.68	100.0%
5940 · ESSER Grant Expense	0.00	5,682.28	(5,682.28)	(100.0)%
Total 5900 · GRANT EXPENSE	27,235.51	30,939.13	(3,703.62)	(12.0)%

Prairie Crossing Charter School
Profit & Loss Prev Year Comparison
January through March 2022

	Jan - Mar 22	Jan - Mar 21	\$ Change	% Change
Total Expense	<u>1,300,929.48</u>	<u>1,403,016.51</u>	<u>(102,087.03)</u>	<u>(7.3)%</u>
Net Ordinary Income	530,767.55	1,323,619.84	(792,852.29)	(59.9)%
Other Income/Expense				
Other Income				
7100 · NON OPERATING INC-PSO FUNDRAISG				
7102 · Fundraising				
7103 · Box Tops	71.50	40.40	31.10	77.0%
7104 · Food Events / Pizza Day	947.50	0.00	947.50	100.0%
7107 · SCRIP	24.05	3,656.11	(3,632.06)	(99.3)%
7112 · Spirit Wear - PSO	0.00	264.00	(264.00)	(100.0)%
Total 7102 · Fundraising	<u>1,043.05</u>	<u>3,960.51</u>	<u>(2,917.46)</u>	<u>(73.7)%</u>
Total 7100 · NON OPERATING INC-PSO FUNDRAISG	<u>1,043.05</u>	<u>3,960.51</u>	<u>(2,917.46)</u>	<u>(73.7)%</u>
Total Other Income	1,043.05	3,960.51	(2,917.46)	(73.7)%
Other Expense				
7200 · NON OPERATING EXPENSE				
7227 · Charter School Admin Fee	0.00	59,993.48	(59,993.48)	(100.0)%
7228 · Series 2020 Bond Interest Expen	36,695.83	110,087.49	(73,391.66)	(66.7)%
7244 · Lease Interest Expense	278.61	342.23	(63.62)	(18.6)%
7246 · Depreciation	11,214.69	10,649.25	565.44	5.3%
7247 · Amortization	1,594.50	1,594.50	0.00	0.0%
7248 · Depreciation - LLC	71,623.89	71,623.89	0.00	0.0%
7249 · Amortization - LLC	1,215.64	1,159.92	55.72	4.8%
7300 · NON OPERATING-PSO EXPENSE				
7311 · SCRIP	0.00	289.10	(289.10)	(100.0)%
7315 · Other Fundraising	133.18	0.00	133.18	100.0%
7317 · Food Events / Pizza Day Expense	3,102.27	0.00	3,102.27	100.0%
7324 · Programming	100.00	0.00	100.00	100.0%
7326 · Inschool Grants	(16.00)	0.00	(16.00)	(100.0)%
7327 · Discretionary Hardship Fund	0.00	3,820.00	(3,820.00)	(100.0)%
Total 7300 · NON OPERATING-PSO EXPENSE	<u>3,319.45</u>	<u>4,109.10</u>	<u>(789.65)</u>	<u>(19.2)%</u>
Total 7200 · NON OPERATING EXPENSE	<u>125,942.61</u>	<u>259,559.86</u>	<u>(133,617.25)</u>	<u>(51.5)%</u>
Total Other Expense	125,942.61	259,559.86	(133,617.25)	(51.5)%
Net Other Income	<u>(124,899.56)</u>	<u>(255,599.35)</u>	<u>130,699.79</u>	<u>51.1%</u>
Net Income	<u><u>405,867.99</u></u>	<u><u>1,068,020.49</u></u>	<u><u>(662,152.50)</u></u>	<u><u>(62.0)%</u></u>

Prairie Crossing Charter School
Profit & Loss Prev Year Comparison
March 2022

	Mar 22	Mar 21	\$ Change	% Change
Ordinary Income/Expense				
Income				
4100 · GENERAL INCOME				
4105 · Reimbursement From ISBE	588,178.77	602,824.44	(14,645.67)	(2.4)%
4110 · General Contributions	410.54	210.13	200.41	95.4%
4130 · Matching Gifts	220.00	0.00	220.00	100.0%
Total 4100 · GENERAL INCOME	588,809.31	603,034.57	(14,225.26)	(2.4)%
4200 · GRANTS				
4225 · Special Ed Personnel	3,369.30	6,740.60	(3,371.30)	(50.0)%
4230 · Special Ed Fundg for Children	2,416.25	4,832.50	(2,416.25)	(50.0)%
4235 · Title III ELL - TBE/TPI	221.45	442.90	(221.45)	(50.0)%
4295 · Other Grants	0.00	250.00	(250.00)	(100.0)%
Total 4200 · GRANTS	6,007.00	12,266.00	(6,259.00)	(51.0)%
4300 · SCHOOL FEES INCOME				
4305 · Books/Materials/Activities	5,159.50	5,232.00	(72.50)	(1.4)%
Total 4300 · SCHOOL FEES INCOME	5,159.50	5,232.00	(72.50)	(1.4)%
4400 · CLUBS & PROGRAMS				
4405 · Before and After School Program	25.00	0.00	25.00	100.0%
4425 · Interscholastic Sports	3,475.00	0.00	3,475.00	100.0%
4495 · Other Clubs	40.00	0.00	40.00	100.0%
Total 4400 · CLUBS & PROGRAMS	3,540.00	0.00	3,540.00	100.0%
4700 · STUDENT PARTICIPATION INCOME				
4730 · Field Trips/Educ Activities Inc	64.00	0.00	64.00	100.0%
Total 4700 · STUDENT PARTICIPATION INCOME	64.00	0.00	64.00	100.0%
4800 · INVESTMENT & OTHER INCOME				
4805 · Rental Income	30.00	0.00	30.00	100.0%
4820 · Interest Income - LFB	25.63	78.86	(53.23)	(67.5)%
4892 · Investment Income (Loss) in LLC	0.00	5.74	(5.74)	(100.0)%
4895 · - Consolidate	0.00	0.00	0.00	0.0%
4899 · Other	(210.00)	0.00	(210.00)	(100.0)%
Total 4800 · INVESTMENT & OTHER INCOME	(154.37)	84.60	(238.97)	(282.5)%
Total Income	603,425.44	620,617.17	(17,191.73)	(2.8)%
Gross Profit	603,425.44	620,617.17	(17,191.73)	(2.8)%
Expense				
5100 · INSTRUCTION EXPS				
5105 · Instruction Salaries	170,265.90	180,561.18	(10,295.28)	(5.7)%
5120 · Related FICA & Medicare Expense	5,241.89	5,941.45	(699.56)	(11.8)%
5125 · Instruction TRS	2,503.19	2,837.18	(333.99)	(11.8)%
5130 · Instruction Health Benefits Exp	18,362.80	21,583.38	(3,220.58)	(14.9)%
5140 · Classroom Supplies	0.00	67.39	(67.39)	(100.0)%
5145 · Educational Materials	182.57	143.93	38.64	26.9%
5150 · Classroom Technology	0.00	379.66	(379.66)	(100.0)%
5160 · Furniture	0.00	8,713.00	(8,713.00)	(100.0)%
5170 · Dues & Subscriptions	779.00	1,153.32	(374.32)	(32.5)%
5175 · Instruction Prof Development	613.95	75.00	538.95	718.6%
5181 · Environmental Learning	4,351.16	6,095.45	(1,744.29)	(28.6)%
5182 · Environmental Ed Professional D	210.00	0.00	210.00	100.0%
5190 · Deans Discretionary	103.28	0.00	103.28	100.0%
Total 5100 · INSTRUCTION EXPS	202,613.74	227,550.94	(24,937.20)	(11.0)%
5200 · CLUBS & PROGRAMS EXP				
5205 · Before and After School Care	5,751.34	0.00	5,751.34	100.0%
5215 · Interscholastic Sports	3,932.64	0.00	3,932.64	100.0%
5295 · Other Club Exps	660.00	0.00	660.00	100.0%
Total 5200 · CLUBS & PROGRAMS EXP	10,343.98	0.00	10,343.98	100.0%
5300 · STUDENT PARTICIPATION EXPS				
5305 · Field Trips/Educ Activities Exp	2,789.23	100.00	2,689.23	2,689.2%
Total 5300 · STUDENT PARTICIPATION EXPS	2,789.23	100.00	2,689.23	2,689.2%
5400 · ADMINISTRATION EXPS				
5405 · Administrative Salaries	43,349.40	45,341.74	(1,992.34)	(4.4)%
5420 · Admin FICA & Medicare	2,876.64	3,038.92	(162.28)	(5.3)%
5425 · Admin Health Benefits Expense	2,124.88	4,021.06	(1,896.18)	(47.2)%

Prairie Crossing Charter School
Profit & Loss Prev Year Comparison
March 2022

04/15/22

Accrual Basis

	Mar 22	Mar 21	\$ Change	% Change
5438 · Employment Expense - Other	61.25	10.00	51.25	512.5%
5440 · Supplies	0.00	111.44	(111.44)	(100.0)%
5445 · Furniture	0.00	(254.59)	254.59	100.0%
5455 · Computers	38.51	0.00	38.51	100.0%
5460 · Computer Support	2,779.57	3,649.27	(869.70)	(23.8)%
5480 · Telecommunication	0.00	2,009.66	(2,009.66)	(100.0)%
5490 · Payroll Service Fees	1,991.74	1,999.19	(7.45)	(0.4)%
5500 · Postage and Shipping	164.85	320.00	(155.15)	(48.5)%
5505 · Insurance (Incl. Building Ins.)	0.00	6,994.86	(6,994.86)	(100.0)%
5525 · Legal Fees	3,632.50	6,352.50	(2,720.00)	(42.8)%
5530 · Bank Fees	45.00	45.00	0.00	0.0%
5545 · Community Outreach	7,024.90	7,212.59	(187.69)	(2.6)%
5546 · Outreach Materials	1,142.62	487.21	655.41	134.5%
5547 · Transportation	0.00	2,172.00	(2,172.00)	(100.0)%
5555 · Fee Waiver Expenses	154.44	32.89	121.55	369.6%
5590 · Admin Discretionary	162.68	305.92	(143.24)	(46.8)%
5595 · Other Admin Expenses	335.00	288.00	47.00	16.3%
Total 5400 · ADMINISTRATION EXPS	65,883.98	84,137.66	(18,253.68)	(21.7)%
5600 · SUPPORT SERVICES				
5605 · Special Ed Salaries	79,279.06	75,699.49	3,579.57	4.7%
5610 · Spec Ed FICA & Medicare	2,903.20	2,995.16	(91.96)	(3.1)%
5615 · Spec Ed Health Benefits	11,199.27	10,348.76	850.51	8.2%
5630 · Speech Services	8,124.00	16,286.00	(8,162.00)	(50.1)%
5635 · OT Services	7,000.00	5,900.00	1,100.00	18.6%
5636 · PT Services	3,950.00	3,410.00	540.00	15.8%
5642 · Nursing Services	4,742.22	3,551.64	1,190.58	33.5%
5646 · Out of District Placement	0.00	40,368.88	(40,368.88)	(100.0)%
5655 · Special Ed CR Mats & Sups	68.00	343.05	(275.05)	(80.2)%
5656 · ELL CR Materials & Supplies	0.00	22.99	(22.99)	(100.0)%
5660 · Spec Ed Professional Developmt	3,139.00	50.00	3,089.00	6,178.0%
Total 5600 · SUPPORT SERVICES	120,404.75	158,975.97	(38,571.22)	(24.3)%
5700 · OPERATIONS & MAINT EXP				
5705 · Maintenance Salaries	12,186.65	12,019.25	167.40	1.4%
5710 · Maint FICA & Medicare	921.35	911.44	9.91	1.1%
5715 · Maint Health Benefits	1,435.24	1,385.66	49.58	3.6%
5720 · Water and Sewer	437.13	504.35	(67.22)	(13.3)%
5730 · Gas and Electricity	7,651.26	3,646.82	4,004.44	109.8%
5735 · Garbage	252.74	252.76	(0.02)	0.0%
5740 · Life Safety	2,722.32	854.78	1,867.54	218.5%
5745 · Snow Removal	1,062.54	15.99	1,046.55	6,545.0%
5765 · Maintenance Equipment	150.00	239.98	(89.98)	(37.5)%
5770 · Maintenance Supplies	1,582.15	1,121.79	460.36	41.0%
5775 · Long-Term Maint & Repairs	338.57	1,297.34	(958.77)	(73.9)%
5795 · Other Maint Exps	0.00	317.01	(317.01)	(100.0)%
Total 5700 · OPERATIONS & MAINT EXP	28,739.95	22,567.17	6,172.78	27.4%
5800 · FUNDRAISING EXP				
5840 · Earthweek Exps	2,250.00	0.00	2,250.00	100.0%
Total 5800 · FUNDRAISING EXP	2,250.00	0.00	2,250.00	100.0%
5900 · GRANT EXPENSE				
5905 · IDEA Grant Exp	11,324.65	11,020.60	304.05	2.8%
5906 · IDEA Preschool Grant	12.25	0.00	12.25	100.0%
5910 · Title I Exp	192.00	703.50	(511.50)	(72.7)%
5940 · ESSER Grant Expense	0.00	2,503.77	(2,503.77)	(100.0)%
Total 5900 · GRANT EXPENSE	11,528.90	14,227.87	(2,698.97)	(19.0)%
Total Expense	444,554.53	507,559.61	(63,005.08)	(12.4)%
Net Ordinary Income	158,870.91	113,057.56	45,813.35	40.5%
Other Income/Expense				
Other Income				
7100 · NON OPERATING INC-PSO FUNDRAISG				
7102 · Fundraising				
7112 · Spirit Wear - PSO	0.00	264.00	(264.00)	(100.0)%
Total 7102 · Fundraising	0.00	264.00	(264.00)	(100.0)%
Total 7100 · NON OPERATING INC-PSO FUNDRAISG	0.00	264.00	(264.00)	(100.0)%
Total Other Income	0.00	264.00	(264.00)	(100.0)%

9:11 PM

04/15/22

Accrual Basis

Prairie Crossing Charter School
Profit & Loss Prev Year Comparison
March 2022


	Mar 22	Mar 21	\$ Change	% Change
Other Expense				
7200 · NON OPERATING EXPENSE				
7227 · Charter School Admin Fee	0.00	29,986.74	(29,986.74)	(100.0)%
7228 · Series 2020 Bond Interest Expen	0.00	36,695.83	(36,695.83)	(100.0)%
7244 · Lease Interest Expense	91.06	112.35	(21.29)	(19.0)%
7246 · Depreciation	3,738.23	3,549.75	188.48	5.3%
7247 · Amortization	531.50	531.50	0.00	0.0%
7248 · Depreciation - LLC	23,874.63	23,874.63	0.00	0.0%
7249 · Amortization - LLC	406.80	388.15	18.65	4.8%
7300 · NON OPERATING-PSO EXPENSE				
7317 · Food Events / Pizza Day Expense	1,776.00	0.00	1,776.00	100.0%
Total 7200 · NON OPERATING-PSO EXPENSE	<u>1,776.00</u>	<u>0.00</u>	<u>1,776.00</u>	<u>100.0%</u>
Total 7200 · NON OPERATING EXPENSE	<u>30,418.22</u>	<u>95,148.95</u>	<u>(64,730.73)</u>	<u>(68.0)%</u>
Total Other Expense	<u>30,418.22</u>	<u>95,148.95</u>	<u>(64,730.73)</u>	<u>(68.0)%</u>
Net Other Income	<u>(30,418.22)</u>	<u>(94,884.95)</u>	<u>64,466.73</u>	<u>67.9%</u>
Net Income	<u><u>128,452.69</u></u>	<u><u>18,172.61</u></u>	<u><u>110,280.08</u></u>	<u><u>606.9%</u></u>

Prairie Crossing Charter School
Statement of Cash Flows
 July 2021 through March 2022

	Jul '21 - Mar 22
OPERATING ACTIVITIES	
Net Income	307,404.68
Adjustments to reconcile Net Income to net cash provided by operations:	
1200 · Accounts Receivable	(9,899.80)
1250 · Grants Receivable	45,855.00
1320 · Prepaid Expense	13,781.28
1330 · Charter Renewal Fees	4,783.50
1490 · Accumulated Depreciation	33,644.07
1660 · PCCSHI-Accumulated Depreciation	214,871.67
2002 · Accounts Payables	(32,969.96)
2151 · Deferred Revenue-Fees	(12,061.65)
2152 · Deferred Revenue - ISBE	1,443,747.95
2155 · Deferred Revenue - B/A Care	(2,400.00)
2210 · Accrued Salaries	(21,640.41)
2215 · FIT Payable	72.71
2220 · SIT Payable	30.98
2221 · FICA Payable	(0.01)
2225 · Medicare Payable	12.08
2245 · THIS Payable	7.50
2250 · TRS Payable	75.00
2271 · AFT Local 504	6,624.36
2280 · HSA Payable	2,898.00
2010 · Accounts Payable - Accrued	(29,144.06)
2030 · Other Accrued Expenses	(20,746.43)
2061 · Restricted Contributions-other	(1,566.85)
2211 · Accrued Bonuses	(871.96)
2212 · Accrued FICA/Medicare/TRS Bonus	(548.71)
Net cash provided by Operating Activities	1,941,958.94
INVESTING ACTIVITIES	
1475 · CIP - Barn and Kennicott Renova	(524,458.84)
1607 · Capitalized Closing Costs	3,604.55
Net cash provided by Investing Activities	(520,854.29)
FINANCING ACTIVITIES	
2300 · Capital Lease Obligations - ST	(4,297.23)
2609 · Series 2020 Bond Term 2031	(9,583.33)
Net cash provided by Financing Activities	(13,880.56)
Net cash increase for period	1,407,224.09
Cash at beginning of period	4,058,816.42
Cash at end of period	5,466,040.51

Prairie Crossing Charter School
Statement of Cash Flows
 January through March 2022

	Jan - Mar 22
OPERATING ACTIVITIES	
Net Income	405,867.99
Adjustments to reconcile Net Income to net cash provided by operations:	
1200 · Accounts Receivable	(595.00)
1250 · Grants Receivable	15,856.00
1330 · Charter Renewal Fees	1,594.50
1490 · Accumulated Depreciation	11,214.69
1660 · PCCSHI-Accumulated Depreciation	71,623.89
2002 · Accounts Payables	(64,502.61)
2151 · Deferred Revenue-Fees	(15,430.10)
2152 · Deferred Revenue - ISBE	1,169,460.18
2210 · Accrued Salaries	84,007.74
2215 · FIT Payable	72.71
2220 · SIT Payable	30.98
2221 · FICA Payable	(0.01)
2225 · Medicare Payable	12.08
2245 · THIS Payable	7.50
2250 · TRS Payable	75.00
2271 · AFT Local 504	6,624.36
2280 · HSA Payable	2,898.00
2212 · Accrued FICA/Medicare/TRS Bonus	2,711.07
Net cash provided by Operating Activities	1,691,528.97
INVESTING ACTIVITIES	
1475 · CIP - Barn and Kennicott Renova	(13,051.00)
1607 · Capitalized Closing Costs	1,215.64
Net cash provided by Investing Activities	(11,835.36)
FINANCING ACTIVITIES	
2300 · Capital Lease Obligations - ST	(1,448.52)
2609 · Series 2020 Bond Term 2031	(9,583.33)
Net cash provided by Financing Activities	(11,031.85)
Net cash increase for period	1,668,661.76
Cash at beginning of period	3,797,378.75
Cash at end of period	5,466,040.51



Board of Director's Meeting
DRAFT MINUTES
Tuesday March 22, 2022 @ 7:00PM
Wright Library– 1591 Jones Point Road
Grayslake, IL 60030

Board Present

JoAnn Stewart	Jim Mertz	Rebekka Herrington	Stacey White
Nell Anen	Abe Janis	Demetri Georgatsos	Ankur Bhatia

Call to Order /Motion to Approve Agenda

Call to order by Stacey White at 7:04pm

Motion to approve agenda by Jim, seconded by JoAnn. All “ayes”, motion passed.

Mission Moment

Geoff Deigan recognized staff who received 2022 Those Who Excel Meritorious Award from the State: Ashley Martinez (Educational Service Personnel), Theresa Wright (Early Career Educator), Quentin Siegel (Educational Service Personnel), Jim Coonan (Administrator), Katie Brzezinski (Community Volunteer), and the Grades 1-2 Educators (Team). *Congratulations awardees!*

Public Comment

Lovessa Gloria and Gabrielle White commented on school grants, proposed changes to bylaws, test scores, and communication.

Discussion Agenda

1. 1st Reading By Laws Amendments
Proposed changes to bylaws and term limits were discussed, to be further explored by Governance Committee.
2. FY23 School Calendar
Geoff presented the proposed FY23 Calendar.
3. Bi- Annual Review of Closed Session Minutes and Recordings
Stacey provided summary of review.
4. Committee Updates
Governance Committee summarized review of Bylaws. Jim reviewed dates and process for next election cycle for Election Committee.
5. FY23 Curriculum and Program Delivery Assessments

Consent Agenda:

6. Financial Statements
Reviewed and discussed.
7. Motion to Approve Open Session Minutes of Previous Board and Committee Meetings
Motion to approve Open Session Minutes from February 22, 2022 and Governance Committee Minutes from March 1, 2022 by Abe, seconded by Jim, all “ayes” with Ankur abstaining. Motion passed.
8. Motion to Accept Reports on Consent Agenda
Motion to approve by Nell, seconded by JoAnn. All “ayes”, motion passed.

Public Comment

None

Action Agenda:

3A. - Approve FY23 School Calendar

Motion to approve by Demetri, seconded by Jim. All "ayes", motion passed.

4A/10A. - Approve Action for Closed Session Archived Minutes

Motion to keep archived closed session minutes closed and delete recordings >18 months old by Nell, seconded by JoAnn. All "ayes"

8A. - Approve Legal Bills

Motion to approve legal bills by JoAnn, seconded by Demetri. On a rollcall, all "yes". Motion passed.

New Business

Ankur inquired about opportunities for outreach. Demetri expressed concerns regarding maintenance.

Adjourn

Motion to adjourn by Nell, seconded by Demetri. All "ayes". Meeting adjourned at 8:34pm

Respectfully submitted,

Abe Janis