










# L1-1 Domino Train – Telling Time to 5 Minutes




## Directions:




1. Cut apart the dominoes.
2. Students arrange the dominoes in sequence by connecting the digital time to the corresponding analog time.

	1:15		9:45		2:35
---	------	---	------	---	------




	6:15		11:05		4:15
---	------	---	-------	---	------




	4:45		8:35		7:25
--	------	--	------	--	------




	11:55		10:15		12:25
---	-------	---	-------	---	-------

	4:05		7:35		9:05
---	------	---	------	---	------

# L1-1 Domino Train – Telling Time to 5 Minutes

	8:45		5:35		9:15
---	------	---	------	---	------

	1:10		7:40		5:20
---	------	---	------	---	------

	12:45		2:20		1:05
---	-------	---	------	---	------