

**PCCS Board of Director's Board Meeting
AGENDA**

Tuesday, September 22, 2015 7:00 PM
Comstock Building – Muir Hall
1591 Jones Point Road
Grayslake, IL 60030

Call to Order

President Dean Thorson

Pledge of Allegiance

Closed Session

Discussion Related to 5ILCS 120/2(c)(3) The selection of a person to fill a public office, as defined in this Act, including a vacancy in a public office, when the public body is given power to appoint under law or ordinance, or the discipline, performance or removal of the occupant of a public office, when the public body is given power to remove the occupant under law or ordinance.

1. Board Elected Candidate Interviews
2. Discussion on selection of a person to fill a public office.

Recognition & Appreciation: Farm to Table

Dean of Environmental Learning

Mission Moment: 8th Grade Students at Conserve Prairie Harvest Event

Dean of Carson

Motion to Approve Agenda

Discussion Agenda

3. Legal Bills: Franzcek Radelet: GSL: \$ 1,582.50 Woodland Lawsuit: \$ 5,061.50
4. Parent Elected Board Position Update & Timeline
5. FY15 Audit
6. FY16 Budget Recast
7. Sub-consultant Agreement(s)
8. FY15 Salary Posting Schedule Requirements

Public Comment

20 Minutes

Closed Session

Discussion Related to 5ILCS 120/2(c)(1) The appointment, employment, compensation, discipline, performance, or dismissal of specific employees of the public body or legal counsel for the public body, including hearing testimony on a complaint lodged against an employee of the public body or against legal counsel for the public body to determine its validity.

9. Employment of Staff Member(s).
10. Executive Director FY 15 Evaluation

Discussion related to 5ILCS 120/2(c) 21-Discussion of minutes of meetings lawfully closed under this Act, whether for purposes of approval by the body of the minutes or semi-annual review of the minutes mandated by Section 2.06.

11. Review Closed Session Minutes of Previous Board Meetings.

Consent Agenda

- 12. Director's Report – Includes School Team and Business Manager's Reports
- 13. President's Report
- 14. Outreach Report
- 15. Financial Statement for Aug 2015
- 16. PSO Report
- 17. Motion to Accept Reports on Consent Agenda
- 18. Motion to Approve Open Session Minutes of Previous Board and Committee Meetings
- 19. Motion to Approve Nominating Committee Meeting Minutes from previous meeting(s).

Public Comment

10 Minutes

Action Agenda – New Business

- 1A. Approve Candidate(s) for Board Elected Board Member
- 3A. Approve Legal Bills
- 5A. Approve FY15 Audit.
- 6A Approve FY 16 Budget Recast
- 7A Approve Sub-consultants
- 8A Approve Salary Posting Schedule
- 9A. Approve Employment Contracts for FY16
- 10A Approve Executive Director Evaluation
- 11A. Approve Closed Session Minutes.

Public Comment

10 Minutes

New Business - Future Agenda Topics

10 Minutes

Adjourn

Thank you for attending the meeting of the PCCS Board of Education. You are asked to limit your remarks to the Public Comment opportunities and to fewer than four minutes. Respect and courtesy toward everyone present is expected. Public comment by any person acknowledged is not to be interrupted by anyone else. Individual board members do not respond to public comment, nor does the board at its business meeting engage in discussion with the public.

For questions or comments, please e-mail the Board at board@pccharterschool.org. Board e-mails are received and responded to by the Board President as soon as possible, usually within a week. Other board members are also informed of these correspondences prior to each monthly board meeting. The PCCS Board of Directors:

Dean Thorson
Sean Daw
Sue Ross

Jeff Barhorst
Ed Jamison
Dan Fedor

Brian Conlon
Nick Kotzamanis

A copy of the board documents for this meeting is available for viewing on the school website.

	FY16 preliminary budget (updated 08/22/2015)	FY16 preliminary budget (updated 5/20/2015)	FY15 preliminary budget (updated 10/10/2014)	Variance: FY16 preliminary 5/20/15 to FY15 Budget	FY15 recast budget prepared 02.2015	Variance: FY16 to FY15 Recast
Ordinary Income/Expense						
Income						
4100 - GENERAL INCOME						
4105 - Reimbursement From ISBE	4,286,099.00	4,031,409.72	3,696,719.48	334,690.24	3,798,599.72	232,810.00
4110 - General Contributions	2,000.00	1,000.00	1,000.00	0.00	1,189.07	(189.07)
4125 - Restricted Contributions	0.00	0.00	1,000.00	(1,000.00)	2,431.69	(2,431.69)
4130 - Matching Gifts	2,700.00	3,700.00	3,700.00	0.00	1,081.61	2,618.39
Total 4100 - GENERAL INCOME	4,290,799.00	4,036,109.72	3,702,419.48	333,690.24	3,803,302.09	232,807.63
4200 - GRANTS						
4205 - IDEA Grant	60,645.00	60,645.00	63,082.00	(2,437.00)	63,082.00	(2,437.00)
4215 - Title I Low Income	24,163.00	25,796.00	25,796.00	0.00	25,796.00	0.00
4220 - Title II Teacher Quality	4,362.00	1,087.00	1,087.00	0.00	1,087.00	0.00
4225 - Special Ed Personnel	64,304.48	64,304.48	64,304.48	0.00	64,304.48	0.00
4230 - Special Ed Fundg for Children	49,104.00	49,104.00	49,104.00	0.00	49,104.00	0.00
4295 - Other Grants	0.00	0.00	0.00	0.00	7,997.28	(7,997.28)
Total 4200 - GRANTS	202,578.48	200,936.48	203,373.48	(2,437.00)	211,370.76	(10,434.28)
4300 - SCHOOL FEES INCOME						
4305 - Books/Materials/Activities	49,680.00	48,725.00	47,846.46	878.54	48,006.11	718.89
4310 - Out-of-District Tuition	0.00	0.00	2,358.01	(2,358.01)	2,358.01	(2,358.01)
Total 4300 - SCHOOL FEES INCOME	49,680.00	48,725.00	50,204.47	(1,479.47)	50,364.12	(1,639.12)
4400 - CLUBS & PROGRAMS						
4405 - Before and After School Program	96,900.00	87,992.00	70,992.00	17,000.00	86,534.97	1,457.03
4415 - Getting to Know You	3,260.00	2,980.00	2,980.00	0.00	2,980.00	0.00
4420 - Band	0.00	0.00	0.00	0.00	115.60	(115.60)
4425 - Interscholastic Sports	15,000.00	0.00	0.00	0.00	0.00	0.00
4435 - Tae Kwon Do	2,900.00	2,900.00	1,980.00	920.00	2,900.00	0.00
4445 - Champions Club	4,810.00	4,810.00	2,280.00	2,530.00	4,810.00	0.00
4455 - Hot Lunch - Farm to Table	12,852.00	12,852.00	12,852.00	0.00	11,931.00	921.00
4495 - Other Clubs	12,374.00	8,533.00	8,505.00	28.00	8,533.00	0.00
Total 4400 - CLUBS & PROGRAMS	148,096.00	120,067.00	99,589.00	20,478.00	117,804.57	2,262.43
4500 - GENERAL FUNDRAISING INCOME						
4502 - Annual Appeal	22,591.00	22,591.00	22,591.00	0.00	17,169.00	5,422.00
4505 - Auction	0.00	0.00	25,000.00	(25,000.00)	0.00	0.00
4510 - Scholastic Book Fairs	3,000.00	3,000.00	3,000.00	0.00	3,000.00	0.00
4515 - Prairie Pedal Income	10,000.00	10,000.00	10,000.00	0.00	0.00	10,000.00
4520 - Earthweek	3,000.00	4,000.00	4,000.00	0.00	4,000.00	0.00
4560 - Spirit Wear / Gym Uniforms	0.00	0.00	967.00	(967.00)	967.00	(967.00)
4565 - Dances Income	1,340.00	1,044.00	1,200.00	(156.00)	1,044.00	0.00
4595 - Other Fundraising Inc	2,800.00	2,198.21	20,000.00	(17,801.79)	2,198.21	0.00
Total 4500 - GENERAL FUNDRAISING INCOME	42,731.00	42,833.21	86,758.00	(43,924.79)	28,378.21	14,455.00
4700 - STUDENT PARTICIPATION INCOME						
4705 - 5th/6th Grade Trip	10,695.00	8,000.00	8,000.00	0.00	8,000.00	0.00
4710 - 7th Grade Trip	24,910.00	19,110.00	19,110.00	0.00	19,110.00	0.00
4715 - 8th Grade Trip	69,005.00	60,105.00	56,805.00	3,300.00	60,105.00	0.00
4717 - 8th Grade Fundraising	0.00	6,301.00	0.00	6,301.00	6,301.00	0.00
4720 - Graduation	0.00	400.00	400.00	0.00	400.00	0.00
4725 - Class Parties	600.00	4,000.00	4,000.00	0.00	4,000.00	0.00
4730 - Educational Activities/Class Field Trips	19,000.00	14,000.00	14,000.00	0.00	3,985.00	10,015.00
Total 4700 - STUDENT PARTICIPATION INCOME	124,210.00	111,916.00	102,315.00	9,601.00	101,901.00	10,015.00
4800 - INVESTMENT & OTHER INCOME						
4805 - Rental Income	16,000.00	12,700.00	14,700.00	(2,000.00)	12,700.00	0.00
4815 - Snow Removal Income	13,000.00	13,000.00	13,000.00	0.00	4,800.00	8,200.00
4820 - Interest Income - LFB	891.56	891.56	891.56	0.00	456.19	435.37
4825 - Interest Income - LLC	0.00	0.00	0.00	0.00	0.00	0.00
Total 4800 - INVESTMENT & OTHER INCOME	29,891.56	26,591.56	28,591.56	(2,000.00)	17,956.19	8,635.37
8841 - Reimbursed Expenses						
Total Income	4,887,986.04	4,587,178.97	4,273,250.99	313,927.98	4,331,076.94	256,102.03
Expense						
5100 - INSTRUCTION EXPS						
5105 - Instruction Salaries (roll-up total)	1,312,661.03	1,317,299.31	1,275,225.06	42,074.25	1,273,261.92	44,037.39
5110 - Instruction Stipends	19,000.00	15,000.00	15,000.00	0.00	15,000.00	0.00
5115 - Merit Pay (formerly Goal Incentive)	45,000.00	60,000.00	55,000.00	5,000.00	55,000.00	5,000.00
5120 - Related FICA & Medicare Expense	43,842.21	44,079.49	40,170.59	3,908.90	42,895.93	1,183.56

	FY16 preliminary budget (updated 08/22/2015)	FY16 preliminary budget (updated 5/20/2015)	FY15 preliminary budget (updated 10/10/2014)	Variance: FY16 preliminary 5/20/15 to FY15 Budget	FY15 recast budget prepared 02.2015	Variance: FY16 to FY15 Recast
5125 - Instruction TRS	20,405.56	20,598.02	17,550.03	3,047.99	18,048.27	2,549.75
5130 - Instruction Health Benefits Exp	200,040.00	175,800.00	165,262.00	10,538.00	171,755.07	4,044.93
5135 - Instruction FSA Expense	100.00	100.00	100.00	0.00	49.90	50.10
5140 - Classroom Supplies	20,500.00	20,500.00	14,500.00	6,000.00	14,500.00	6,000.00
5145 - Educational Materials	27,000.00	26,900.00	26,900.00	0.00	36,086.28	(9,186.28)
5150 - Computer Supplies	4,000.00	0.00	0.00	0.00	0.00	0.00
5160 - Furniture	5,600.00	1,000.00	1,000.00	0.00	0.00	1,000.00
5170 - Dues & Subscriptions	5,000.00	5,000.00	5,000.00	0.00	4,885.95	114.05
5175 - Instruction Prof Development	30,900.00	15,000.00	15,000.00	0.00	16,502.22	(1,502.22)
5181 - Environmental Learning *	6,400.00	4,100.00	4,100.00	0.00	8,000.00	(3,900.00)
5182 - Environmental Ed Instructional Prof Dev	5,000.00	5,000.00	0.00	5,000.00	0.00	5,000.00
5183 - Environmental Library	5,100.00	0.00	0.00	0.00	100.00	(100.00)
5190 - Deans Discretionary Fund	5,000.00	5,000.00	5,000.00	0.00	5,000.00	0.00
Total 5100 - INSTRUCTION EXPS	1,755,548.80	1,715,376.82	1,639,807.68	75,569.15	1,660,985.54	54,391.28
5200 - CLUBS & PROGRAMS EXP						
5205 - Before and After School Care	39,856.08	40,015.61	34,065.13	5,950.49	36,053.03	3,962.58
5210 - Getting to Know you	3,260.00	2,980.00	2,980.00	0.00	2,980.00	0.00
5215 - Interscholastic Sports	15,000.00	0.00	0.00	0.00	0.00	0.00
5212 - Band	0.00	0.00	0.00	0.00	115.60	(115.60)
5225 - Tae Kwon Do	2,900.00	2,900.00	1,980.00	920.00	2,900.00	0.00
5260 - Extra Curricular expense	3,000.00	3,000.00	0.00	3,000.00	0.00	3,000.00
5240 - Champions Club	4,810.00	4,810.00	2,280.00	2,530.00	4,810.00	0.00
5285 - Hot Lunch - Farm to Table	11,756.00	10,690.00	10,690.00	0.00	11,626.24	(936.24)
5295 - Other Club Exps	12,374.00	8,533.00	8,505.00	28.00	8,533.00	0.00
Total 5200 - CLUBS & PROGRAMS EXP	92,956.08	72,928.61	60,500.13	12,428.48	67,017.87	5,910.74
5300 - STUDENT PARTICIPATION EXPS						
5305 - Educational Activities-Field Tr	26,000.00	21,000.00	21,000.00	0.00	21,000.00	0.00
5315 - Class Parties & Activities	600.00	4,000.00	4,000.00	0.00	4,000.00	0.00
5320 - 5/6 Grade Trip	10,695.00	8,000.00	8,000.00	0.00	8,000.00	0.00
5325 - 7th Grade Trip	24,910.00	19,110.00	19,110.00	0.00	19,694.15	(584.15)
5330 - 8th Grade Trip	69,005.00	60,105.00	56,805.00	3,300.00	61,501.00	(1,396.00)
5332 - 8th Grade Fundraising	0.00	6,301.00	0.00	6,301.00	6,301.00	0.00
5340 - Graduation	2,000.00	1,000.00	1,000.00	0.00	1,000.00	0.00
Total 5300 - STUDENT PARTICIPATION EXPS	133,210.00	119,516.00	109,915.00	9,601.00	121,496.15	(1,980.15)
5400 - ADMINISTRATION EXPS						
5405 - Administrative Salaries (roll-up)	467,297.58	453,523.95	376,486.05	77,037.90	385,073.91	68,450.04
5415 - Admin TRS Expense	0.00	0.00	0.00	0.00	0.00	0.00
5420 - Admin FICA & Medicare	26,483.98	25,783.01	23,655.17	2,127.83	26,345.18	(562.17)
5425 - Admin Health Benefits Expense	40,680.00	38,700.00	32,400.00	6,300.00	32,862.31	5,837.69
5430 - Unemployment Compensation	0.00	0.00	0.00	0.00	0.00	0.00
5435 - Admin FSA Expense	1,718.21	1,050.00	1,050.00	0.00	133.80	916.20
5438 - Employment Expense - Other	1,500.00	1,500.00	1,500.00	0.00	1,445.00	55.00
5440 - Supplies	16,550.00	11,000.00	10,000.00	1,000.00	10,059.52	940.48
5445 - Furniture	2,960.00	2,960.00	960.00	2,000.00	0.00	2,960.00
5450 - Office Equipment	5,500.00	500.00	500.00	0.00	440.58	59.42
5455 - Computers	7,350.00	4,000.00	4,000.00	0.00	8,794.17	(4,794.17)
5460 - Computer Support	23,557.85	18,175.00	15,308.00	2,867.00	9,885.97	8,289.03
5465 - Equipment Rental	500.00	500.00	500.00	0.00	500.00	0.00
5470 - Equipment Maintenance	400.00	400.00	400.00	0.00	400.00	0.00
5475 - Admin Professional Development	7,500.00	7,500.00	7,579.00	(79.00)	7,579.00	(79.00)
5480 - Telecommunication	19,989.60	18,020.00	18,520.00	(500.00)	17,162.71	857.29
5485 - Accounting and Audit Fees	22,000.00	18,900.00	18,900.00	0.00	18,900.00	0.00
5488 - Accounting and Audit Fees - LLC	6,400.00	1,900.00	1,900.00	0.00	1,900.00	0.00
5490 - Payroll Service Fees	11,479.91	11,042.58	10,933.25	109.33	10,933.25	109.33
5495 - Printing and Copying	8,592.00	7,300.00	7,300.00	0.00	7,425.53	(125.53)
5500 - Postage and Shipping	3,366.00	2,866.00	2,894.00	(28.00)	2,831.24	34.76
5505 - Insurance (incl. Building Ins.)	65,624.50	70,629.05	70,040.50	588.55	69,765.76	863.29
5510 - Dues and Subscriptions	3,837.00	3,078.00	2,700.00	378.00	2,778.00	300.00
5515 - Board Related Expenses	200.00	200.00	200.00	0.00	379.75	(179.75)
5525 - Legal Fees	80,000.00	65,000.00	35,000.00	30,000.00	71,165.85	(6,165.85)
5530 - Bank Fees	1,900.00	1,656.00	1,656.00	0.00	1,478.00	178.00
5544 - Outreach Contributions / Sponsorships	12,500.00	0.00	0.00	0.00	0.00	0.00
5545 - Community Outreach	60,665.59	62,522.59	52,934.55	9,588.04	52,589.73	9,932.86

	FY16 preliminary budget (updated 08/22/2015)	FY16 preliminary budget (updated 5/20/2015)	FY15 preliminary budget (updated 10/10/2014)	Variance: FY16 preliminary 5/20/15 to FY15 Budget	FY15 recast budget prepared 02.2015	Variance: FY16 to FY15 Recast
5546 - Outreach Materials	17,000.00	12,000.00	10,000.00	2,000.00	15,000.00	(3,000.00)
5547 - Transportation (formerly #9315)**	32,100.00	31,800.00	10,000.00	21,800.00	10,800.00	21,000.00
5550 - Contingency	8,000.00	2,000.00	2,000.00	0.00	2,000.00	0.00
5555 - Fee Waiver Expenses	17,984.00	15,000.00	13,003.00	1,997.00	13,003.00	1,997.00
5590 - Administrative Discretionary Budget	6,226.00	2,226.00	2,226.00	0.00	3,574.48	(1,348.48)
5595 - Other Admin Expenses	3,726.00	2,726.00	2,726.00	0.00	2,726.00	0.00
Total 5400 - ADMINISTRATION EXPS	983,588.22	894,458.17	737,271.52	157,186.65	787,932.74	106,525.43
5600 - SUPPORT SERVICES						
5605 - Special Ed Salaries (roll-up total)	399,224.93	376,680.01	360,347.26	16,332.75	354,640.64	22,039.37
5610 - Spec Ed FICA & Medicare	13,290.73	11,502.12	12,383.62	(881.50)	11,928.60	(426.48)
5615 - Spec Ed Health Benefits	47,640.00	39,000.00	32,700.00	6,300.00	30,768.54	8,231.46
5625 - Auditory Services	9,900.00	4,650.00	7,200.00	(2,550.00)	7,200.00	(2,550.00)
5630 - Speech Services	83,220.00	83,220.00	83,220.00	0.00	80,538.00	2,682.00
5635 - OT/PT Services	73,110.00	68,976.00	69,350.00	(374.00)	67,724.00	1,252.00
5640 - Psychological Services	88,768.00	82,944.00	74,898.00	8,046.00	76,941.00	6,003.00
5641 - Behavioral Therapist Services	0.00	0.00	10,000.00	(10,000.00)	1,152.00	(1,152.00)
TBD - Nursing Services	23,500.00	21,000.00	0.00	21,000.00	0.00	21,000.00
5645 - Other Spec Ed Services	13,500.00	1,500.00	3,000.00	(1,500.00)	3,000.00	(1,500.00)
5646 - Out of District Placement	24,306.96	23,000.00	0.00	23,000.00	12,802.52	10,197.48
5650 - Special Ed Legal Fees	5,000.00	5,000.00	1,500.00	3,500.00	6,111.00	(1,111.00)
5655 - Special Ed CR Mats & Sups	6,000.00	4,000.00	4,000.00	0.00	4,000.00	0.00
5660 - Spec Ed Professional Developmt	8,200.00	4,500.00	4,500.00	0.00	4,113.40	386.60
Total 5600 - SUPPORT SERVICES	795,660.62	725,972.13	663,098.88	62,873.25	660,919.70	65,052.43
5700 - OPERATIONS & MAINT EXP						
5705 - Maintenance Salaries	113,913.24	113,913.24	110,254.60	3,658.64	115,050.26	(1,137.02)
5710 - Maint FICA & Medicare	9,609.41	9,609.41	9,329.53	279.89	8,648.30	961.11
5715 - Maint Health Benefits	13,920.00	13,200.00	13,200.00	0.00	12,965.62	234.38
5720 - Water and Sewer	4,000.00	4,000.00	4,000.00	0.00	3,954.20	45.80
5730 - Gas and Electricity	38,000.00	38,000.00	38,000.00	0.00	38,726.06	(726.06)
5735 - Garbage	3,000.00	3,000.00	3,000.00	0.00	3,290.71	(290.71)
5740 - Life Safety	13,900.00	9,000.00	9,000.00	0.00	9,047.45	(47.45)
5745 - Snow Removal	13,500.00	13,500.00	13,500.00	0.00	4,914.62	8,585.38
5750 - Summer Help	11,000.00	11,000.00	11,000.00	0.00	11,000.00	0.00
5755 - Winter Help	608.00	208.00	208.00	0.00	0.00	208.00
5765 - Maintenance Equipment	1,500.00	1,500.00	1,500.00	0.00	1,500.00	0.00
5770 - Maintenance Supplies	10,000.00	10,000.00	10,000.00	0.00	10,000.00	0.00
5775 - Long-Term Maint & Repairs (roll-up total)	14,000.00	14,000.00	14,000.00	0.00	14,000.00	0.00
5795 - Other Maint Exps	3,000.00	3,000.00	3,000.00	0.00	872.89	2,127.11
Total 5700 - OPERATIONS & MAINT EXP	249,950.65	243,930.65	239,992.13	3,938.52	233,970.11	9,960.54
5800 - FUNDRAISING EXP						
5813 - Fundraising Contractual	0.00	0.00	11,600.00	(11,600.00)	0.00	0.00
5815 - Auction	0.00	5,000.00	5,000.00	0.00	0.00	5,000.00
5825 - Annual Appeal	2,500.00	2,500.00	2,500.00	0.00	500.00	2,000.00
5827 - Contribs/Sponsor Develop Exp	1,550.00	1,550.00	1,550.00	0.00	1,550.00	0.00
5830 - Scholastic Book Fair	3,000.00	3,000.00	3,000.00	0.00	3,000.00	0.00
5835 - Prairie Pedal	10,000.00	10,000.00	10,000.00	0.00	0.00	10,000.00
5840 - Earthweek	4,000.00	4,000.00	4,000.00	0.00	4,500.00	(500.00)
5875 - Spirit Wear / Gym Uniforms	0.00	0.00	901.00	(901.00)	901.00	(901.00)
5880 - Dances Exp	1,340.00	1,044.00	1,200.00	(156.00)	1,044.00	0.00
5890 - Restricted Expense	0.00	0.00	1,861.00	(1,861.00)	2,491.11	(2,491.11)
5895 - Other Fundraising Exps	0.00	200.00	200.00	0.00	200.00	0.00
Total 5800 - FUNDRAISING EXP	22,390.00	27,294.00	41,812.00	(14,518.00)	14,186.11	13,107.89
5900 - GRANT EXPENSE						
5905 - IDEA Grant Exp	60,645.00	60,645.00	63,082.00	(2,437.00)	63,082.00	(2,437.00)
5910 - Title I Exp	24,163.00	25,796.00	25,796.00	0.00	25,796.00	0.00
5915 - Title II Teacher Quality Exp	4,362.00	1,087.00	1,087.00	0.00	1,087.00	0.00
5995 Other Grants (roll-up total)	6,497.00	2,500.00	2,500.00	0.00	8,578.82	(6,078.82)
Total 5900 - GRANT EXPENSE	95,667.00	90,028.00	92,465.00	(2,437.00)	98,543.82	(8,515.82)
Total Expense	4,128,971.37	3,889,504.39	3,584,862.34	304,642.05	3,645,052.04	244,452.35
Net Ordinary Income	759,014.67	697,674.58	688,388.65	9,285.93	686,024.90	11,649.68
Other Income/Expense						
Other Income						


	FY16 preliminary budget (updated 08/22/2015)	FY16 preliminary budget (updated 5/20/2015)	FY15 preliminary budget (updated 10/10/2014)	Variance: FY16 preliminary 5/20/15 to FY15 Budget	FY15 recast budget prepared 02.2015	Variance: FY16 to FY15 Recast
7100 - NON OPERATING INC-PSO FUNDRAISING						
7102 - Fundraising						
7103 - Box Tops	0.00	0.00	0.00	0.00	0.00	0.00
7105 - Target VISA Card	0.00	0.00	0.00	0.00	0.00	0.00
7107 - SCRIP	0.00	0.00	0.00	0.00	0.00	0.00
7109 - Holiday Bazaar	0.00	0.00	0.00	0.00	0.00	0.00
7110 - Other	0.00	0.00	0.00	0.00	0.00	0.00
7111 - School Supply Packs	0.00	0.00	0.00	0.00	0.00	0.00
Total 7102 - Fundraising	0.00	0.00	0.00	0.00	0.00	0.00
Total 7100 - NON OPERATING INC-PSO FUNDRAISING	0.00	0.00	0.00	0.00	0.00	0.00
Total Other Income						
Other Expense						
7200 - NON OPERATING EXPENSE						
7220 - PCCSHI-Mortgage Loan Interest						
7222 - SWAP Adjustment	322,860.43	330,566.84	330,566.84	0.00	330,566.84	0.00
7226 - Gain/Loss on Interest Rate Swap	(90,000.00)	(90,000.00)	(94,559.68)	4,559.68	(104,910.92)	14,910.92
Total 7220 - PCCSHI-Mortgage Loan Interest	232,860.43	240,566.84	236,007.16	4,559.68	225,655.92	14,910.92
7227 - State Charter School Commission	107,152.48	100,785.24	92,417.99	8,367.26	94,964.99	5,820.25
7244 - Lease Interest Expense	389.57	389.57	389.57	0.00	389.57	0.00
7246 - Depreciation	79,092.06	39,207.48	39,207.48	0.00	39,207.48	0.00
7247 - Amortization	7,415.28	7,415.28	7,415.28	0.00	7,415.28	0.00
7248 - Depreciation - LLC	269,706.96	265,297.92	265,297.92	0.00	265,297.92	0.00
7249 - Amortization - LLC	26,552.04	26,552.00	26,552.00	0.00	26,552.00	0.00
7258 - Other	14,793.43	0.00	0.00	0.00	0.00	0.00
7300 - NON OPERATING-PSO EXPENSE	0.00	0.00	0.00	0.00	0.00	0.00
7304 - Bank Fees	0.00	0.00	0.00	0.00	0.00	0.00
7305 - Communications	0.00	0.00	0.00	0.00	0.00	0.00
7308 - Plant Sale	0.00	0.00	0.00	0.00	0.00	0.00
7311 - SCRIP	0.00	0.00	0.00	0.00	0.00	0.00
7313 - Holiday Bazaar	0.00	0.00	0.00	0.00	0.00	0.00
7322 - Teacher Sup Exp Reimb	0.00	0.00	0.00	0.00	0.00	0.00
7323 - Community Care/Family Social	0.00	0.00	0.00	0.00	0.00	0.00
7325 - PSO School Gifts	0.00	0.00	0.00	0.00	0.00	0.00
7327 - Discretionary Hardship Fund	0.00	0.00	0.00	0.00	0.00	0.00
7328 - School Supply Packs	0.00	0.00	0.00	0.00	0.00	0.00
Total 7300 - NON OPERATING-PSO EXPENSE	0.00	0.00	0.00	0.00	0.00	0.00
Total 7200 - NON OPERATING EXPENSE	737,962.25	680,214.33	667,287.40	12,926.94	659,483.16	20,731.17
Total Other Expense	737,962.25	680,214.33	667,287.40	12,926.94	659,483.16	20,731.17
Net Other Income	(737,962.25)	(680,214.33)	(667,287.40)	(12,926.94)	(659,483.16)	(20,731.17)
	21,052.42	17,460.25	21,101.25	(3,641.01)	26,541.74	(9,081.49)



**Prairie Crossing Charter School
Administrative and Teacher Salary Information 2014/2015 School Year**

Last Name	First Name	Middle Name	School Year	Position	FTE	Base Salary	Vacation Days	Sick Days	Bonuses	Annuities	Retirement Benefits	Other Benefits
Deigan	Geoff	J	2015	Executive Director	1.00	110,000.00	10	12	500.00	0.00	0.00	0.00
Dietzel Hershiser	Naomi		2015	Dean of Environmental Programs / Integrated Curriculum	1.00	66,000.00	20	12	500.00	0.00	0.00	6,600.00
Lynch	Kathleen	Elizabeth	2015	Director of Special Education / Student Services	1.00	100,429.20	20	12	500.00	0.00	0.00	0.00
Smith	Kelly	Jay	2015	Dean, Comstock Building	0.50	37,701.96	5	7	0.00	0.00	0.00	3,150.00
Zamiar	Robert	Anthony	2015	Dean, Carson Building	0.50	35,136.60	5	7	0.00	0.00	0.00	3,300.00
Alvey	Diana	Franco	2015	Teacher	1.00	23,921.38	0	10	0.00	0.00	0.00	3,675.00
Barnett	Katherine	Elizabeth	2015	Teacher	1.00	54,192.72	0	14	500.00	0.00	0.00	0.00
Berger	Shirley	Ann	2015	Teacher	0.75	35,533.92	0	14	500.00	0.00	0.00	6,300.00
Buesking	Lori	M	2015	Teacher	0.50	16,907.52	0	7	0.00	0.00	0.00	3,300.00
Corra	Adam	J	2015	Teacher	1.00	39,120.72	0	14	500.00	0.00	0.00	6,600.00
DePaz	Anne Marie	Elizabeth	2015	Teacher	1.00	37,624.56	0	14	500.00	0.00	0.00	6,600.00
Freeman	Robert	Francis	2015	Teacher	0.25	8,453.48	0	4	0.00	0.00	0.00	1,650.00
Fullerton	Tricia	L	2015	Teacher	0.23	6,925.25	0	0	0.00	0.00	0.00	0.00
Gehrig	Stefanie	Swain	2015	Teacher	1.00	38,806.08	0	14	500.00	0.00	0.00	0.00
Habel	Paul	Henry	2015	Teacher	1.00	46,581.36	0	14	500.00	0.00	0.00	6,600.00
Hahn	Lynn	Marie	2015	Teacher	1.00	48,812.88	0	14	500.00	0.00	0.00	6,600.00
Hershiser	Michael	Christopher	2015	Teacher	1.00	51,281.04	0	14	500.00	0.00	0.00	6,300.00
Hoops	Allison		2015	Teacher	0.10	2,416.04	0	0	0.00	0.00	0.00	0.00
Jackson	Heather	Dee	2015	Teacher	1.00	33,983.52	0	14	500.00	0.00	0.00	6,600.00
Jeffery	Christine	Marie	2015	Teacher	1.00	47,372.16	0	14	500.00	0.00	0.00	0.00
Johnson	Patricia	Anne	2015	Teacher	1.00	43,412.88	0	14	500.00	0.00	0.00	6,600.00
Kulbeda	Melissa	Jennifer	2015	Teacher	1.00	36,226.80	0	14	500.00	0.00	0.00	6,600.00
McGovern	Cynthia	Faye	2015	Teacher	1.00	63,377.04	0	14	500.00	0.00	0.00	6,600.00
McKee	Marjorie	J	2015	Teacher	1.00	38,807.28	0	14	500.00	0.00	0.00	0.00
Plucinski	Melissa	Anne	2015	Teacher	1.00	37,808.64	0	14	500.00	0.00	0.00	6,600.00
Reiss Faust	Terri	Beth	2015	Teacher	0.05	2,120.50	0	0	0.00	0.00	0.00	0.00
Roman-Ahlgrim	Lisette	M	2015	Teacher	0.50	19,065.12	0	7	500.00	0.00	0.00	0.00
Scott	Andrew	Michael	2015	Teacher	1.00	38,615.04	0	14	0.00	0.00	0.00	6,300.00
Siwy	Brittany	Nicole	2015	Teacher	1.00	34,065.12	0	14	0.00	0.00	0.00	6,600.00
Smith	Kelly	Jay	2015	Teacher	0.50	29,201.88	0	7	500.00	0.00	0.00	3,150.00
Stefans	Karin	Kathleen	2015	Teacher	1.00	34,663.44	0	14	500.00	0.00	0.00	6,600.00
Stewart	Sarah	Elizabeth	2015	Teacher	0.50	16,907.52	0	7	0.00	0.00	0.00	3,300.00
Sustich	Kerri	Anne	2015	Teacher	1.00	33,983.52	0	14	500.00	0.00	0.00	0.00
Sylvester	Angela	Marie	2015	Teacher	0.75	25,362.48	0	14	0.00	0.00	0.00	6,300.00
Thomas	Andrew	E	2015	Teacher	0.75	25,361.28	0	14	0.00	0.00	0.00	6,600.00
Venegoni	Danielle		2015	Teacher	0.92	35,504.56	0	14	500.00	0.00	0.00	6,600.00
Zamiar	Robert	Anthony	2015	Teacher	0.50	26,636.52	0	7	500.00	0.00	0.00	3,300.00

Director's Report



Rubber Meets the Road

As we near the first 30 days of school we are off and running. The hard work and dedication of many has brought our Campus Pride to a new level this year. The buildings look great, the classrooms are buzzing, the gardens are fruitful and the environment is conducive for learning our unique style of public education. We appreciate the hard work by all in making sure our Campus is safe and inviting.

Recently, our School was invited to take part in the 20-year celebration of the Prairie Crossing neighborhood. We hosted a gathering in the gym with approximately 250 attendees and highlighted what our neighborhood means to the school and how our school aligns with the guiding principles of the neighborhood. I thank the staff that worked hard at getting the gym ready for the Sunday event and we all thank Prairie Crossing for allowing us to be a feature at the event.

Enrollment & Staffing

Our current enrollment currently stands at 418 students with 1 being out of district. (The out of district family is expected to move into district during the year). With approval of a few of the action items on the agenda this month, The School is fully staffed with the exception of one additional after care assistance.

Our reimbursement rates from ISBE have been received. The rate from District 79 increased \$898/student and District 50 increased by \$657/student from last year's rate. On the agenda for September is approval if the FY16 recast budget reflecting actual enrollment and the reimbursement rates.

Business

Our auditors presented the audited financial statements for FY15 to Finance Committee meeting in September. Special recognition extends to Kim Disalvo for her thorough preparation and due diligence on keeping the school's finance transparent and on track. Clifton Larson Allen gave an unqualified opinion in regards to the FY13/14 financials – and Kim is the major reason for that clean bill of financial health. We are hoping to receive the final Audit Report by the Board Meeting and if we do, the report will be hand carried to the meeting.

Partnerships

One of our long standing environmental partners *Conserve Lake County* held their annual Prairie Harvest Fest Last weekend and PCCS 8th grade students Noah, Tomas and Kyle shined as our next generation of Natural Leaders. They presented on their CP efforts that related to ecological and sustainable improvements in the region to approximately 225 attendees. PCCS was well represented with staff, parents and students - It was a beautiful day and they did an outstanding job.

We also have a new partnership with the *Alliance for Human Services of Lake County* and have them as guests utilizing our classrooms in the evening to teach and certify interested Lake County adults to become interpreters. This is only the start of positive changes that PCCS is initiating in regards to outreach and promoting our school.

Finally

Teamwork, Camaraderie, Communication, PBIS, Hawk's Tickets, Green Assemblies, Field Trips, Being Outside, Rain Dances, Soccer, Cross Country, After Care, Clubs and more... are all part of the daily norm here this year and have made a positive impact to the culture of this school.

To our staff as they continue to excel in their dedication to improve PCCS, to our faculty who continues to lead the charge of *Creating Natural Leaders* and to our parents for their support, willingness to help and choice to attend PCCS – **Thank You**, For getting us off to an energetic and successful start to the new year.

Respectfully submitted,



Geoff Deigan
Executive Director



Dean's Board Report - September 2015

The year is off to a wonderful start with some new faces on the staff and many new students. Now that most of the dust has settled the administration and staff are hard at work analyzing data, preparing curriculum units, developing goals, and teaching students.

The new evaluation system is in place and teachers have already started their cycles of goal meetings, and observations. The administration has been making informal walk-throughs in the classrooms as the teachers begin to schedule their formal observations. We look forward to this system providing more feedback and reflection in an effort to assist all in personal and professional growth.

At the recent Coffee with Admin meeting, we were excited to receive feedback about the beginning of the year, transitions from Comstock to Carson, and both curriculum nights. It is apparent that the partnerships with parents and sharing of ideas is bringing about positive change at Prairie Crossing. We will continue these dialogues in an effort to make PCCS the best school in Illinois.

PBIS continues to build momentum. Led by Caryn Meyer and Anne Gernady, this team of teachers, staff, IAs and parents are dedicated to making a positive social emotional impact at our school by creating a safe culture of respect and developing an environment where all students feel confident to become responsible learners. Plans are now being put into place to hold an Anti-bullying/PBIS Sprite week from October 5th to October 9th. Two culminating project teams are working on creating the assembly and lessons to teach to different classrooms throughout the week.

These themes were important components of our fall trips. The 7th and 8th grade students traveled to Eagle Bluff and Camp Manito-Wish, respectively. At Eagle Bluff, the 7th grade students explored a diverse natural landscape and completed many activities that lead into the year's science curriculum, such as water quality testing and macroinvertebrates. They also participated in team building activities designed to set the tone for the year. The 8th grade students focused on leadership and personal growth at Camp Manito-Wish. Through high and low ropes courses, group and individual challenges, students got to know themselves and their peers better, and learned how to better function as a unit. Both trips provided some incredible memories and learning experiences for our students, while helping to turn them into natural leaders!

Fall is also a time for delicious eating at PCCS. Classes came back to school to find the campus fruitful with food. Kindergarten students have harvested and eaten simple snacks, such as green

beans and cucumbers. Other classes have engaged in elaborate cooking projects with the food they've harvested. Fifth and 6th grade held their annual tomato (and pepper and garlic and eggplant) cooking day, creating a whole Italian feast out of ingredients they grew on campus. The 7th and 8th grade classes have experimented with preserving and wild edibles, making pickles from summer's cucumbers and juicing some of the edible berries found on campus. First and 2nd grade classes grew salsa gardens, and are trying interesting salsa recipes with their spicy peppers and tomatillos. It's been a delicious first month at PCCS!

This year promises a culinary adventure of flavors for the Farm to Table program as we partner with local restaurants who share our values of sustainable, local, fresh and flavorful food. Each month, we will continue to feature produce grown here on PCCS' campus. We are also strengthening our partnerships with local farms in an effort to increase the amount of local food in each meal. Farm to Table starts in September, and we're very excited to have celebrity guest chef Jean-Marc Loustaunau of Cafe Pyrenees and tomatoes, peppers and garlic grown by the 5-6th graders -- plus some ripe and ready things from other grade bands as well! We hope you'll be there to sample the flavors of our harvest!

Looking forward, we're excited for the great experiences our students will have on campus this fall. We're also thrilled to be able to share our wonderful programs with other schools. In October, seven PCCS staff members will represent the school at the Midwest Environmental Education Conference in Madison, WI. PCCS will be presenting to teachers and environmental education professionals from across the region on nature journaling and phenology, as well as our backpack program. We look forward to spreading our wealth!

Curriculum nights for the Comstock and Carson were a great success. The grade bands did a wonderful job of presenting their curriculum and answering any questions that may have arisen. It was also great to see so many parents coming to attend the event.

This last week we was Lake County's attendance week which turned into a Spirit week for PCCS. Throughout the week the students and staff could dress in spirit wear, dress as their favorite book character, have a crazy hairdo or wear a hat, spend even more time outside for lessons and have a picnic. It was great to see all of the participation and there was 98.02% attendance throughout the week!

A great first month promises a great school year, and we're looking forward to a school year filled with learning and growth!

Respectfully submitted,
Tony Zamiar, Dean of Carson Building
Kelly Smith, Dean of Comstock Building
Naomi Hershiser, Dean of Environmental Learning
Jessica Loustaunau, Director of Student Services and Special Education

Prairie Crossing Charter School

Business Managers Report

September 22, 2015

- The Finance Committee met September 15, 2015 at 6:00pm and reviewed FY14-15 Audit Report and August 2015 financial statements. The FY16 Budget was prepared and discussed in the August Finance Committee meeting and was approved for recommendation for approval from the Board at the September 15, 2015 Finance Committee meeting. The recast Net Income projected for FY16 is \$21,052.42 which is a net change of \$3,592.17 from the FY16 Budget approved May 26, 2015. The material changes include:
 - Total Income increased by \$300,807.07 primarily due to:
 - GL4105 – Reimbursement from ISBE increased \$254,689.28. The projection is based an increase in enrollment to 414 students as well as in increase PCTC of the feeding districts.
 - GL4405 – Before and After School Program income is expected to increase \$8,908.00 due to an increase in participation in this program.
 - GL4425 – Interscholastic Sports income (and expenses) will reflect on the income statement. This reflects as an increase to income of \$15,000.00. This change in accounting practice will have a net effect of \$0 as any profit/loss to this account will transfer to the balance sheet at year end.
 - GL4700 (consolidated) – Student Participation Income (as a category) increased \$12,294.00. This increase is primarily comprised of the increase in the number of students participating in field trips and billable activities this year.
 - GL4805 – Rental Income increased \$3,300.00. We have been able to accommodate more renters through the winter months by coordinating rental times/days of the week with various local athletic clubs resulting in an increase to revenue.
 - Total Expenses increased by \$297,214.90 primarily due to:
 - GL5100 (consolidated) – Instruction Expenses increased \$40,171.98:
 - Instructional Health Benefits expenses increased \$24,240.00. This is due to the approved increase in the amount that PCCS absorbs for staff as well as an increase in participation in the medical and dental plans.
 - Instructional Professional Development expenses increased \$15,900 for additional training and development for staff.
 - Environmental Learning and Environmental Library expenses in the amount of \$7,400.00 have been added to provide for an enhanced commitment to the resources available to these programs. Funds are intended to benefit the curriculum surrounding environmental education, classroom gardens, and the library resources.
 - GL5200 (consolidated) - Clubs & Programs Expense increased \$20,027.47:

- Interscholastic Sports expense: please see note related to the income component of this account (GL4425). The corresponding expenses are increased by \$15,000.00 to offset the income.
- GL300 (consolidated) - Student Participation Expenses increased \$13,694.00:
 - This increase is primarily comprised of the increase in the number of students participating in field trips and billable activities this year resulting in an expected rise to expenses.
- GL5400 (consolidated) – Administration Expenses increased \$89,130.05:
 - Approximately \$15,000.00 in expense has been added to enhance computers and computer support services for the school. This includes the intention to enhance the wireless network services contracted with Comcast; additional hardware to support the increase to the number of users on the network as well anticipated repairs/replacements needed for devices.
 - Approximately \$7,600.00 was added in expense to cover any potential increase to audit fees in the event we decide to evaluate our service provider or have any addition reporting requirements in response to ACA/Healthcare Reform where external services could be consulted.
 - Legal Fees were increased \$15,000.00 in response to potential expenses that may be incurred.
 - Community Outreach and Outreach Materials were increased \$15,700 to include the expenses surrounding additional outreach opportunities with regards to sponsorships, conferences and memberships in addition to materials.
 - Fee Waiver expenses were increased by \$2,984 in response to additional services being provided under this program.
- GL5600 (consolidated) – Support Services expenses increased \$69,688.49:
 - Special Education Salaries increased \$22,545.00 due to the addition of a full-time one-on-one IA as well as the increase of the ESL Teacher from part-time to full-time.
 - Special Education Health Benefits expense increased \$8,640.00.
 - Special Services including Auditory Services, Speech Services, OT/PT Services and Psychological Services increased \$15,208.00 in response to individual student needs.
 - Other Special Ed Services increased \$12,000.00 related to additional services to be evaluated for staff/student and program improvement.
 - Special Ed Professional Development increased \$3,700.00 for additional training and development for staff.
- GL5700 (consolidated) – Operations and Maintenance expense increased \$6,020:
 - Life Safety expense has been increased \$4,900.00 to allow for the addition of life saving devices on campus and CPR training.
- GL7200 (consolidated) – Non Operating Expenses increased \$57,747.92:

- State Charter School Commission expense increased \$6,367.24 due to the increase in GSA received.
 - Depreciation Expenses increased \$44,294 in relation to the depreciation of capital purchase additions anticipated this year.

- Form 990 Tax Assistance Letter was completed and submitted to Clifton Larson Allen on 9/01/2015 along with requested copies of 2013 W2's and 1099's for the completion of the FY14 tax return.

- Open enrollment health care elections were processed with respective carriers and payroll deductions have been updated to reflect the employee component of the current payroll contribution effective on the 9/15/2015 payroll.


- TRS rates for the 2015/2016 school year:
 - Member TRS retirement contributions: remain unchanged at 9.4% of creditable earnings
 - Employer Retirement Contributions remain unchanged at .58% of creditable earnings.
 - Employer TRS contributions on federally funded salaries increased from 33.00% to 36.06%.
 - Member THIS Fund Contributions increased from 1.02% to 1.07%
 - Employer THIS Fund Contributions increased from .76% to .80%

- The 2015 salary data reportable to the Illinois State Board of Education (ISBE) – Employee Information System (EIS) due August 31, 2015 was submitted August 28, 2015.

- The 1st Quarter 2016 GSA payment totaling \$1,076,677.02 was received 8/10/2015. The corresponding payment to the Illinois Charter Commission was sent 9/03/2015 in the amount of \$26,916.95.

Respectfully submitted,

Kim Disalvo



**PCCS Board of Director's Board Meeting
President's Report**

Tuesday, September 22, 2015 7:00 PM

All,

The school year is in full swing, as I complete the 6th year of my term on the PCCS Board of Directors. As my term ends, I want to thank a few people:

- The teachers, staff, and administration here at PCCS.
Without them, the children (mine and yours) wouldn't be receiving the excellent care and education that we so consistently produce.
- The volunteers.
From the board and committee members who serve in the background, to the carpool door openers, the Lounge Angels, the PSO, the classroom volunteers (and so many more), this school would not be the engaged school it is if not for you. I want to thank everyone for investing their time here, as it's truly an investment in your child's education.
- The parents.
This is a school of choice, with a group of the most involved parents I've seen anywhere. Without you choosing to send your child/children here, the school just wouldn't exist.
- The children.
All of the children are the real reason this school exists.

We are here to provide a challenging, environmentally focused education that creates natural leaders. When you compare our children to those from any other school, I believe we have the finest group of kids anyone could have. I look forward to seeing what they'll do in the world when they become adults.

Again, thank you all.

As for more mundane matters, the school is in good financial condition and I am convinced that our doors will be open for many years to come.

As we do every year, we select/elect 3 board members. I want to thank everyone who has ever served this school to the best of their ability, as committee and board members. The work that's done behind the scenes by these people is important for the future of our school and must be done without ego and with the best interests of the children always in mind. I've seen that done in my tenure here and I hope that tradition continues.

Respectfully submitted,

Dean Thorson
Board President



Hosanna Mahaley Jones
Executive Director
Illinois State Charter School Commission
Michael A. Bilandic Building
160 North LaSalle Street Suite S-601
Chicago, IL 60601

September 14, 2015

Subject: Outreach Report 1st Quarter FY16

Dear Hosanna:

In April, our *Parent Ambassador* group was formed to help disseminate information to the broader community about the unique benefits of PCCS. Their first order of business was traveling to Springfield to successfully lobby against HB 397. These engaged parents had requested to take a brief hiatus over the summer months and will reconvene shortly after Labor Day.

Summer at PCCS was exceptionally active with regards to outreach. At the end of the school year, our *Outreach Workgroup* started a school supply drive to benefit needy families within Warren and Fremont Townships. Despite a few roadblocks we incurred, such as the Lake County Chamber of Commerce choosing not to promote our drive (because one board member has close ties to the Woodland School Board), we were successful in collecting hundreds of school supplies that benefited needy families.

Also in June, PCCS held a summer camp. This camp included a mix of PCCS students as well as students who were part of the counseling program at Warren Township Youth and Family Services (WTYS). PCCS provided free camp to all the families for the entire summer, as well as information to the WTYS campers' families about PCCS. This camp helped expose families to the benefits of PCCS. Although there was no additional enrollment from these families, they were extremely interested and inquired about the process of enrollment.

In July, we met with Caroline Duque, of the *Lake County Alliance for Human Services*; PCCS agreed to work with the Alliance by supporting their need for classroom space for their interpreter classes they are holding. PCCS will give all of the students' tours of the campus and an overview of our unique charter school.

In August, the area suffered from damage due to a tornado. One of our families was impacted directly and, as a community, PCCS and its families supported the family. PCCS purchased school supplies for the children; upon hearing of this need, a local child welfare agency generously donated their surplus school supplies and backpacks. We had so much, we were able to build starter backpacks for all of the PCCS families who receive assistance due to fee waivers.

Throughout the summer, we continued to partner with *Waukegan Public Library* through several meetings about the *Bus to Us* program and other opportunities for our two groups to partner together. PCCS explored participating in the Monarch Festival through Waukegan Public Library this year. Unfortunately, the library is not hosting this festival again this year. Instead, in conversations with the Library, PCCS has agreed to partner with the Library through sponsorship of their *Bradbury Storytelling Festival*, to take place in October 2015.

In August, PCCS played host to our neighbors for a 20-year anniversary event of the *Prairie Crossing* neighborhood; this was widely attended with over 300 guests, and PCCS had the opportunity to share more information about the charter school with local community members.

Additionally, the Outreach Workgroup continues to meet to identify outreach events, locations and determine other potential outreach opportunities. We attended the *Wauk for Awareness 5K* walk in Beach Park and shared information about PCCS with a number of families. Plans for the fall include a few events in Waukegan, one in Mundelein, and holding our *Holiday Open House* again in December, dependent upon the location availability.



We are actively engaged with a number of local partners, such as *Learn Charter School in Waukegan, The College of Lake County, Waukegan Public Library, Liberty Prairie Foundation, Conserve Lake County*, among others, to extend our reach in sharing our school's mission with the larger community.

Presently, our Transportation Taskforce is awaiting an opinion from the Commission on a legislative/legal matter. The Transportation Taskforce is waiting for a decision on whether our underlying districts are obligated to provide free transportation assistance to our students based on 105 ILCS 5/29-4.

In May of last year, our Board approved the addition of one more student per classroom. By increasing one student in 1st through 8th grade it brings our maximum enrollment to 24 students per class. Twenty - four students per class is the capacity based on the limits of design for our school buildings. PCCS added one additional child to the kindergarten classrooms and currently has 22 students in each K class. We intentionally keep this less than capacity for the opportunity to provide our Kindergarten students a more intimate classroom setting; we have found that our Kindergarten students flourish in a smaller setting, with the support of our team teachers. There is an additional benefit that we are able to also lottery 4 first grade spots each year, when our Kindergarten students are promoted to 1st grade. These four 1st grade spots have the potential to invite new families to join the school.

As a result, beginning this school year PCCS has the highest enrollment in its history with 419 students. PCCS has 9 current openings in 8th grade..

Current Enrollment reported to ISBE in July 2015*

Grade	# of classes	Students		Total
K	2	22	22	44
1	2	24	24	48
2	2	24	24	48
3	2	24	24	48
4	2	24	24	48
5	2	24	24	48
6	2	24	24	48
7	2	24	24	48
8	2	20	19	39
TOTAL				419

**These numbers will be updated to ISBE in October 2015*

As always, if you have any questions or would like to discuss, please do not hesitate to contact me at 847-543-9872 or gdeigan@pccharterschool.org.

Sincerely,
Prairie Crossing Charter School



Geoff Deigan
Executive Director

4:00 PM

09/10/15

Accrual Basis

Prairie Crossing Charter School
Profit & Loss Budget vs. Actual
 July through August 2015

Ordinary Income/Expense	Jul - Aug 15	Budget	\$ Over Budget
Income			
4100 · GENERAL INCOME			
4105 · Reimbursement From ISBE	214,304.95	0.00	214,304.95
4110 · General Contributions	185.20	0.00	185.20
4115 · General Sponsorships	0.00	0.00	0.00
4130 · Matching Gifts	225.00	0.00	225.00
Total 4100 · GENERAL INCOME	214,715.15	0.00	214,715.15
4200 · GRANTS			
4205 · IDEA Grant	0.00	0.00	0.00
4215 · Title I Low Income	0.00	0.00	0.00
4220 · Title II Teacher Quality	0.00	0.00	0.00
4225 · Special Ed Personnel	0.00	0.00	0.00
4230 · Special Ed Fundg for Children	0.00	0.00	0.00
4295 · Other Grants	0.00	0.00	0.00
Total 4200 · GRANTS	0.00	0.00	0.00
4300 · SCHOOL FEES INCOME			
4305 · Books/Materials/Activities	2,490.50	0.00	2,490.50
4310 · Out-of-District Tuition	0.00	0.00	0.00
Total 4300 · SCHOOL FEES INCOME	2,490.50	0.00	2,490.50
4400 · CLUBS & PROGRAMS			
4405 · Before and After School Program	34,751.50	0.00	34,751.50
4415 · Getting to Know You	3,260.00		
4420 · Band	0.00	0.00	0.00
4425 · Interscholastic Sports	4,250.00		
4435 · Tae Kwon Do	60.00	0.00	60.00
4445 · Champions Club	0.00	0.00	0.00
4455 · Hot Lunch - Farm to Table	0.00	0.00	0.00
4465 · Student Council	0.00	0.00	0.00
4495 · Other Clubs	0.00	0.00	0.00
Total 4400 · CLUBS & PROGRAMS	42,321.50	0.00	42,321.50
4500 · GENERAL FUNDRAISING INCOME			
4502 · Annual Appeal	0.00	0.00	0.00
4505 · Auction	0.00	0.00	0.00
4510 · Scholastic Book Fairs	0.00	0.00	0.00
4515 · Prairie Pedal	0.00	0.00	0.00
4520 · Earthweek	0.00	0.00	0.00
4560 · Spirit Wear / Gym Uniforms	0.00	0.00	0.00
4565 · Dances Income	0.00	0.00	0.00
4568 · Sustainable Schoolyard	0.00	0.00	0.00
4595 · Other Fundraising Inc	0.00	0.00	0.00
Total 4500 · GENERAL FUNDRAISING INCOME	0.00	0.00	0.00
4700 · STUDENT PARTICIPATION INCOME			
4705 · 5th/6th Grade Trip	0.00	0.00	0.00
4710 · 7th Grade Trip	15,840.00	0.00	15,840.00
4715 · 8th Grade Trip	14,985.00	0.00	14,985.00
4717 · 8th Grade Fundraising	0.00	0.00	0.00
4725 · Class Parties	0.00	0.00	0.00
4730 · Field Trips/Educ Activities Inc	195.00	0.00	195.00
Total 4700 · STUDENT PARTICIPATION INCOME	31,020.00	0.00	31,020.00
4800 · INVESTMENT & OTHER INCOME			
4805 · Rental Income	701.25	0.00	701.25
4815 · Snow Removal Income	0.00	0.00	0.00
4820 · Interest Income - LFB	139.18	0.00	139.18
Total 4800 · INVESTMENT & OTHER INCOME	840.43	0.00	840.43
Total Income	291,387.58	0.00	291,387.58
Gross Profit	291,387.58	0.00	291,387.58

4:00 PM

09/10/15

Accrual Basis

Prairie Crossing Charter School
Profit & Loss Budget vs. Actual
 July through August 2015

Expense	Jul - Aug 15	Budget	\$ Over Budget
5100 · INSTRUCTION EXPS			
5105 · Instruction Salaries	59,976.92	0.00	59,976.92
5110 · Instruction Stipends	4,201.40	0.00	4,201.40
5115 · Merit Pay	0.00	0.00	0.00
5120 · Related FICA & Medicare Expense	1,758.54	0.00	1,758.54
5125 · Instruction TRS	566.68	0.00	566.68
5130 · Instruction Health Benefits Exp	30,704.13	0.00	30,704.13
5135 · Instruction FSA Expense	0.00	0.00	0.00
5140 · Classroom Supplies	2,042.93	0.00	2,042.93
5145 · Educational Materials	14,663.95	0.00	14,663.95
5150 · Computer Supplies	349.02	0.00	349.02
5160 · Furniture	0.00	0.00	0.00
5170 · Dues & Subscriptions	731.36		
5175 · Instruction Prof Development	7,197.05	0.00	7,197.05
5181 · Environmental Learning	1,962.74	0.00	1,962.74
5182 · Environmental Ed Professional D	51.63		
5190 · Deans Discretionary	824.62	0.00	824.62
Total 5100 · INSTRUCTION EXPS	125,030.97	0.00	125,030.97
5200 · CLUBS & PROGRAMS EXP			
5205 · Before and After School Care	1,383.33	0.00	1,383.33
5210 · Getting to Know You	3,260.00		
5212 · Band	0.00	0.00	0.00
5215 · Interscholastic Sports	777.50		
5225 · Tae Kwon Do	0.00	0.00	0.00
5240 · Champions Club	0.00	0.00	0.00
5285 · Hot Lunch - Farm to Table	0.00	0.00	0.00
5295 · Other Club Exps	0.00	0.00	0.00
Total 5200 · CLUBS & PROGRAMS EXP	5,420.83	0.00	5,420.83
5300 · STUDENT PARTICIPATION EXPS			
5305 · Field Trips/Educ Activities Exp	42.27	0.00	42.27
5315 · Class Parties & Activities	0.00	0.00	0.00
5320 · 5/6 Grade Trip	0.00	0.00	0.00
5325 · 7th Grade Trip	3,766.00	0.00	3,766.00
5330 · 8th Grade Trip	3,370.50	0.00	3,370.50
5332 · 8th Grade Fundraising	0.00	0.00	0.00
Total 5300 · STUDENT PARTICIPATION EXPS	7,178.77	0.00	7,178.77
5400 · ADMINISTRATION EXPS			
5405 · Administrative Salaries	77,915.15	0.00	77,915.15
5415 · Admin TRS Expense	0.00	0.00	0.00
5420 · Admin FICA & Medicare	5,999.20	0.00	5,999.20
5425 · Admin Health Benefits Expense	5,267.86	0.00	5,267.86
5430 · Unemployment Compensation	0.00	0.00	0.00
5435 · Admin FSA Expense	1,218.21	0.00	1,218.21
5438 · Employment Expense - Other	660.00	0.00	660.00
5440 · Supplies	1,630.77	0.00	1,630.77
5445 · Furniture	907.06	0.00	907.06
5450 · Office Equipment	0.00	0.00	0.00
5455 · Computers	3,169.72	0.00	3,169.72
5460 · Computer Support	2,854.24	0.00	2,854.24
5465 · Equipment Rental	0.00	0.00	0.00
5470 · Equipment Maintenance	0.00	0.00	0.00
5475 · Admin Professional Development	0.00	0.00	0.00
5480 · Telecommunication	4,755.76	0.00	4,755.76
5485 · Accounting and Audit Fees	15,000.00	0.00	15,000.00
5488 · Accounting and Audit Fees - LLC	0.00	0.00	0.00
5490 · Payroll Service Fees	1,665.35	0.00	1,665.35
5495 · Printing and Copying	382.03	0.00	382.03
5500 · Postage and Shipping	586.31	0.00	586.31
5505 · Insurance (incl. Building Ins.)	10,935.67	0.00	10,935.67
5510 · Dues and Subscriptions	759.00	0.00	759.00
5515 · Board Related Expenses	0.00	0.00	0.00
5525 · Legal Fees	0.60	0.00	0.60

4:00 PM

09/10/15

Accrual Basis

Prairie Crossing Charter School
Profit & Loss Budget vs. Actual
 July through August 2015

	Jul - Aug 15	Budget	\$ Over Budget
5530 · Bank Fees	432.15		
5544 · Outreach Conferences/Membership	5,820.00		
5545 · Community Outreach	15,402.65	0.00	15,402.65
5546 · Outreach Materials	251.31	0.00	251.31
5547 · Transportation	0.00	0.00	0.00
5550 · Contingency	0.00	0.00	0.00
5555 · Fee Waiver Expenses	6,056.00	0.00	6,056.00
5590 · Admin Discretionary	109.92	0.00	109.92
5595 · Other Admin Expenses	0.00	0.00	0.00
Total 5400 · ADMINISTRATION EXPS	161,778.96	0.00	161,778.96
5600 · SUPPORT SERVICES			
5605 · Special Ed Salaries	35,035.75	0.00	35,035.75
5610 · Spec Ed FICA & Medicare	1,228.85	0.00	1,228.85
5615 · Spec Ed Health Benefits	5,261.78	0.00	5,261.78
5620 · Spec Ed TRS Expense	0.00	0.00	0.00
5625 · Auditory Services	1,080.00	0.00	1,080.00
5630 · Speech Services	8,395.00	0.00	8,395.00
5635 · OT/PT Services	6,750.00	0.00	6,750.00
5640 · Psychological Services	9,782.00	0.00	9,782.00
5641 · Behavioral Therapist Services	0.00	0.00	0.00
5645 · Other Spec Ed Services	1,829.00	0.00	1,829.00
5646 · Out of District Placement	5,362.94	0.00	5,362.94
5650 · Special Ed Legal Fees	0.00	0.00	0.00
5655 · Special Ed CR Mats & Sups	2,026.14	0.00	2,026.14
5660 · Spec Ed Professional Developmnt	0.00	0.00	0.00
Total 5600 · SUPPORT SERVICES	76,751.46	0.00	76,751.46
5700 · OPERATIONS & MAINT EXP			
5705 · Maintenance Salaries	22,772.66	0.00	22,772.66
5710 · Maint FICA & Medicare	2,305.59	0.00	2,305.59
5715 · Maint Health Benefits	2,141.49	0.00	2,141.49
5720 · Water and Sewer	319.58	0.00	319.58
5730 · Gas and Electricity	3,828.79	0.00	3,828.79
5735 · Garbage	224.00	0.00	224.00
5740 · Life Safety	3,319.49	0.00	3,319.49
5745 · Snow Removal	0.00	0.00	0.00
5750 · Summer Help	5,378.65	0.00	5,378.65
5765 · Maintenance Equipment	63.85		
5770 · Maintenance Supplies	977.10	0.00	977.10
5775 · Long-Term Maint & Repairs	670.23	0.00	670.23
5795 · Other Maint Exps	716.49	0.00	716.49
Total 5700 · OPERATIONS & MAINT EXP	42,717.92	0.00	42,717.92
5800 · FUNDRAISING EXP			
5813 · Fundraising Contractual	0.00	0.00	0.00
5814 · Marketing/Advertising Expense	0.00	0.00	0.00
5815 · Auction Exps	0.00	0.00	0.00
5825 · Annual Appeal Develop Exps	0.00	0.00	0.00
5827 · Contribs/Sponsor Develop Exps	0.00	0.00	0.00
5830 · Scholastic Book Fair	0.00	0.00	0.00
5835 · Prairie Pedal	0.00	0.00	0.00
5840 · Earthweek Exps	0.00	0.00	0.00
5875 · Spirit Wear / Gym Uniforms	0.00	0.00	0.00
5880 · Dances Exp	0.00	0.00	0.00
5881 · Sustainable Schoolyard	0.00	0.00	0.00
5882 · Envir. Library Exp	0.00	0.00	0.00
5885 · Classroom Gardens Exp	0.00	0.00	0.00
5890 · Restricted Expense	0.00	0.00	0.00
Total 5800 · FUNDRAISING EXP	0.00	0.00	0.00
5900 · GRANT EXPENSE			
5905 · IDEA Grant Exp	0.00	0.00	0.00
5910 · Title I Exp	0.00	0.00	0.00
5915 · Title II Teacher Quality Exp	0.00	0.00	0.00
5995 · Other Grants Expenditures	3,497.00	0.00	3,497.00

4:00 PM

09/10/15

Accrual Basis

Prairie Crossing Charter School
Profit & Loss Budget vs. Actual
July through August 2015

	Jul - Aug 15	Budget	\$ Over Budget
Total 5900 · GRANT EXPENSE	3,497.00	0.00	3,497.00
9315 · Transportation	0.00	0.00	0.00
Total Expense	422,375.91	0.00	422,375.91
Net Ordinary Income	(130,988.33)	0.00	(130,988.33)
Other Income/Expense			
Other Income			
7100 · NON OPERATING INC-PSO FUNDRAISG			
7102 · Fundraising			
7107 · SCRIP	0.62		
Total 7102 · Fundraising	0.62		
Total 7100 · NON OPERATING INC-PSO FUNDRAISG	0.62		
Total Other Income	0.62		
Other Expense			
7200 · NON OPERATING EXPENSE			
7220 · PCCSHI-Mortgage Loan Interest			
7222 · LFB Loan Interest Expense	54,417.28	0.00	54,417.28
7226 · Gain/Loss on Interest Rate Swap	0.00	0.00	0.00
Total 7220 · PCCSHI-Mortgage Loan Interest	54,417.28	0.00	54,417.28
7227 · State Charter School Commission	26,916.95	0.00	26,916.95
7244 · Lease Interest Expense	0.00	0.00	0.00
7246 · Depreciation	9,543.36	0.00	9,543.36
7247 · Amortization	1,235.88	0.00	1,235.88
7248 · Depreciation - LLC	44,951.16	0.00	44,951.16
7249 · Amortization - LLC	4,425.34	0.00	4,425.34
7300 · NON OPERATING-PSO EXPENSE			
7304 · Bank Fees	106.90		
7311 · SCRIP	3,311.63		
7323 · Community Care/Family Social	265.00		
Total 7300 · NON OPERATING-PSO EXPENSE	3,683.53		
Total 7200 · NON OPERATING EXPENSE	145,173.50	0.00	145,173.50
Total Other Expense	145,173.50	0.00	145,173.50
Net Other Income	(145,172.88)	0.00	(145,172.88)
Net Income	(276,161.21)	0.00	(276,161.21)

4:00 PM

09/10/15

Accrual Basis

Prairie Crossing Charter School
Profit & Loss Budget vs. Actual
August 2015

Ordinary Income/Expense	Aug 15	Budget	\$ Over Budget
Income			
4100 · GENERAL INCOME			
4105 · Reimbursement From ISBE	214,304.95	0.00	214,304.95
4110 · General Contributions	77.98	0.00	77.98
4115 · General Sponsorships	0.00	0.00	0.00
4130 · Matching Gifts	225.00	0.00	225.00
Total 4100 · GENERAL INCOME	214,607.93	0.00	214,607.93
4200 · GRANTS			
4205 · IDEA Grant	0.00	0.00	0.00
4215 · Title I Low Income	0.00	0.00	0.00
4220 · Title II Teacher Quality	0.00	0.00	0.00
4225 · Special Ed Personnel	0.00	0.00	0.00
4230 · Special Ed Fundg for Children	0.00	0.00	0.00
4295 · Other Grants	0.00	0.00	0.00
Total 4200 · GRANTS	0.00	0.00	0.00
4300 · SCHOOL FEES INCOME			
4305 · Books/Materials/Activities	2,490.50	0.00	2,490.50
4310 · Out-of-District Tuition	0.00	0.00	0.00
Total 4300 · SCHOOL FEES INCOME	2,490.50	0.00	2,490.50
4400 · CLUBS & PROGRAMS			
4405 · Before and After School Program	34,060.50	0.00	34,060.50
4415 · Getting to Know You	100.00		
4420 · Band	0.00	0.00	0.00
4425 · Interscholastic Sports	4,250.00		
4435 · Tae Kwon Do	60.00	0.00	60.00
4445 · Champions Club	0.00	0.00	0.00
4455 · Hot Lunch - Farm to Table	0.00	0.00	0.00
4465 · Student Council	0.00	0.00	0.00
4495 · Other Clubs	0.00	0.00	0.00
Total 4400 · CLUBS & PROGRAMS	38,470.50	0.00	38,470.50
4500 · GENERAL FUNDRAISING INCOME			
4502 · Annual Appeal	0.00	0.00	0.00
4505 · Auction	0.00	0.00	0.00
4510 · Scholastic Book Fairs	0.00	0.00	0.00
4515 · Prairie Pedal	0.00	0.00	0.00
4520 · Earthweek	0.00	0.00	0.00
4560 · Spirit Wear / Gym Uniforms	0.00	0.00	0.00
4565 · Dances Income	0.00	0.00	0.00
4568 · Sustainable Schoolyard	0.00	0.00	0.00
4595 · Other Fundraising Inc	0.00	0.00	0.00
Total 4500 · GENERAL FUNDRAISING INCOME	0.00	0.00	0.00
4700 · STUDENT PARTICIPATION INCOME			
4705 · 5th/6th Grade Trip	0.00	0.00	0.00
4710 · 7th Grade Trip	15,840.00	0.00	15,840.00
4715 · 8th Grade Trip	14,985.00	0.00	14,985.00
4717 · 8th Grade Fundraising	0.00	0.00	0.00
4725 · Class Parties	0.00	0.00	0.00
4730 · Field Trips/Educ Activities Inc	195.00	0.00	195.00
Total 4700 · STUDENT PARTICIPATION INCOME	31,020.00	0.00	31,020.00
4800 · INVESTMENT & OTHER INCOME			
4805 · Rental Income	296.25	0.00	296.25
4815 · Snow Removal Income	0.00	0.00	0.00
4820 · Interest Income - LFB	83.94	0.00	83.94
Total 4800 · INVESTMENT & OTHER INCOME	380.19	0.00	380.19
Total Income	286,969.12	0.00	286,969.12
Gross Profit	286,969.12	0.00	286,969.12

4:00 PM

09/10/15

Accrual Basis

Prairie Crossing Charter School
Profit & Loss Budget vs. Actual
August 2015

Expense	Aug 15	Budget	\$ Over Budget
5100 · INSTRUCTION EXPS			
5105 · Instruction Salaries	59,573.42	0.00	59,573.42
5110 · Instruction Stipends	4,201.40	0.00	4,201.40
5115 · Merit Pay	0.00	0.00	0.00
5120 · Related FICA & Medicare Expense	1,713.02	0.00	1,713.02
5125 · Instruction TRS	473.46	0.00	473.46
5130 · Instruction Health Benefits Exp	15,095.09	0.00	15,095.09
5135 · Instruction FSA Expense	0.00	0.00	0.00
5140 · Classroom Supplies	1,674.51	0.00	1,674.51
5145 · Educational Materials	4,757.36	0.00	4,757.36
5150 · Computer Supplies	0.00	0.00	0.00
5160 · Furniture	0.00	0.00	0.00
5170 · Dues & Subscriptions	365.68		
5175 · Instruction Prof Development	1,108.91	0.00	1,108.91
5181 · Environmental Learning	663.00	0.00	663.00
5182 · Environmental Ed Professional D	51.63		
5190 · Deans Discretionary	824.62	0.00	824.62
Total 5100 · INSTRUCTION EXPS	90,502.10	0.00	90,502.10
5200 · CLUBS & PROGRAMS EXP			
5205 · Before and After School Care	1,192.11	0.00	1,192.11
5210 · Getting to Know You	3,080.00		
5212 · Band	0.00	0.00	0.00
5225 · Tae Kwon Do	0.00	0.00	0.00
5240 · Champions Club	0.00	0.00	0.00
5285 · Hot Lunch - Farm to Table	0.00	0.00	0.00
5295 · Other Club Exps	0.00	0.00	0.00
Total 5200 · CLUBS & PROGRAMS EXP	4,272.11	0.00	4,272.11
5300 · STUDENT PARTICIPATION EXPS			
5305 · Field Trips/Educ Activities Exp	42.27	0.00	42.27
5315 · Class Parties & Activities	0.00	0.00	0.00
5320 · 5/6 Grade Trip	0.00	0.00	0.00
5325 · 7th Grade Trip	3,766.00	0.00	3,766.00
5330 · 8th Grade Trip	0.00	0.00	0.00
5332 · 8th Grade Fundraising	0.00	0.00	0.00
Total 5300 · STUDENT PARTICIPATION EXPS	3,808.27	0.00	3,808.27
5400 · ADMINISTRATION EXPS			
5405 · Administrative Salaries	38,681.40	0.00	38,681.40
5415 · Admin TRS Expense	0.00	0.00	0.00
5420 · Admin FICA & Medicare	2,154.07	0.00	2,154.07
5425 · Admin Health Benefits Expense	2,633.93	0.00	2,633.93
5430 · Unemployment Compensation	0.00	0.00	0.00
5435 · Admin FSA Expense	50.00	0.00	50.00
5438 · Employment Expense - Other	180.00	0.00	180.00
5440 · Supplies	966.67	0.00	966.67
5445 · Furniture	907.06	0.00	907.06
5450 · Office Equipment	0.00	0.00	0.00
5455 · Computers	964.73	0.00	964.73
5460 · Computer Support	1,503.93	0.00	1,503.93
5465 · Equipment Rental	0.00	0.00	0.00
5470 · Equipment Maintenance	0.00	0.00	0.00
5475 · Admin Professional Development	0.00	0.00	0.00
5480 · Telecommunication	3,306.53	0.00	3,306.53
5485 · Accounting and Audit Fees	10,600.00	0.00	10,600.00
5488 · Accounting and Audit Fees - LLC	0.00	0.00	0.00
5490 · Payroll Service Fees	839.84	0.00	839.84
5495 · Printing and Copying	0.00	0.00	0.00
5500 · Postage and Shipping	243.09	0.00	243.09
5505 · Insurance (incl. Building Ins.)	5,683.58	0.00	5,683.58
5510 · Dues and Subscriptions	0.00	0.00	0.00
5515 · Board Related Expenses	0.00	0.00	0.00
5525 · Legal Fees	0.00	0.00	0.00
5530 · Bank Fees	351.94		

4:00 PM

09/10/15

Accrual Basis

Prairie Crossing Charter School
Profit & Loss Budget vs. Actual
August 2015

	Aug 15	Budget	\$ Over Budget
5544 · Outreach Conferences/Membership	3,600.00		
5545 · Community Outreach	5,672.05	0.00	5,672.05
5546 · Outreach Materials	239.53	0.00	239.53
5547 · Transportation	0.00	0.00	0.00
5550 · Contingency	0.00	0.00	0.00
5555 · Fee Waiver Expenses	3,945.00	0.00	3,945.00
5590 · Admin Discretionary	109.92	0.00	109.92
5595 · Other Admin Expenses	0.00	0.00	0.00
Total 5400 · ADMINISTRATION EXPS	82,633.27	0.00	82,633.27
5600 · SUPPORT SERVICES			
5605 · Special Ed Salaries	27,667.59	0.00	27,667.59
5610 · Spec Ed FICA & Medicare	864.28	0.00	864.28
5615 · Spec Ed Health Benefits	2,591.38	0.00	2,591.38
5620 · Spec Ed TRS Expense	0.00	0.00	0.00
5625 · Auditory Services	1,080.00	0.00	1,080.00
5630 · Speech Services	8,395.00	0.00	8,395.00
5635 · OT/PT Services	6,531.00	0.00	6,531.00
5640 · Psychological Services	9,782.00	0.00	9,782.00
5641 · Behavioral Therapist Services	0.00	0.00	0.00
5645 · Other Spec Ed Services	1,649.00	0.00	1,649.00
5646 · Out of District Placement	0.00	0.00	0.00
5650 · Special Ed Legal Fees	0.00	0.00	0.00
5655 · Special Ed CR Mats & Sups	168.95	0.00	168.95
5660 · Spec Ed Professional Developmt	0.00	0.00	0.00
Total 5600 · SUPPORT SERVICES	58,729.20	0.00	58,729.20
5700 · OPERATIONS & MAINT EXP			
5705 · Maintenance Salaries	10,803.50	0.00	10,803.50
5710 · Maint FICA & Medicare	798.23	0.00	798.23
5715 · Maint Health Benefits	1,077.96	0.00	1,077.96
5720 · Water and Sewer	78.06	0.00	78.06
5730 · Gas and Electricity	2,051.75	0.00	2,051.75
5735 · Garbage	112.00	0.00	112.00
5740 · Life Safety	2,225.42	0.00	2,225.42
5745 · Snow Removal	0.00	0.00	0.00
5750 · Summer Help	162.50	0.00	162.50
5765 · Maintenance Equipment	63.85		
5770 · Maintenance Supplies	373.68	0.00	373.68
5775 · Long-Term Maint & Repairs	350.23	0.00	350.23
5795 · Other Maint Exps	490.49	0.00	490.49
Total 5700 · OPERATIONS & MAINT EXP	18,587.67	0.00	18,587.67
5800 · FUNDRAISING EXP			
5813 · Fundraising Contractual	0.00	0.00	0.00
5814 · Marketing/Advertising Expense	0.00	0.00	0.00
5815 · Auction Exps	0.00	0.00	0.00
5825 · Annual Appeal Develop Exps	0.00	0.00	0.00
5827 · Contribs/Sponsor Develop Exps	0.00	0.00	0.00
5830 · Scholastic Book Fair	0.00	0.00	0.00
5835 · Prairie Pedal	0.00	0.00	0.00
5840 · Earthweek Exps	0.00	0.00	0.00
5875 · Spirit Wear / Gym Uniforms	0.00	0.00	0.00
5880 · Dances Exp	0.00	0.00	0.00
5881 · Sustainable Schoolyard	0.00	0.00	0.00
5882 · Envir. Library Exp	0.00	0.00	0.00
5885 · Classroom Gardens Exp	0.00	0.00	0.00
5890 · Restricted Expense	0.00	0.00	0.00
Total 5800 · FUNDRAISING EXP	0.00	0.00	0.00
5900 · GRANT EXPENSE			
5905 · IDEA Grant Exp	0.00	0.00	0.00
5910 · Title I Exp	0.00	0.00	0.00
5915 · Title II Teacher Quality Exp	0.00	0.00	0.00
5995 · Other Grants Expenditures	0.00	0.00	0.00

Prairie Crossing Charter School Profit & Loss Budget vs. Actual August 2015

	Aug 15	Budget	\$ Over Budget
Total 5900 · GRANT EXPENSE	0.00	0.00	0.00
9315 · Transportation	0.00	0.00	0.00
Total Expense	258,532.62	0.00	258,532.62
Net Ordinary Income	28,436.50	0.00	28,436.50
Other Income/Expense			
Other Expense			
7200 · NON OPERATING EXPENSE			
7220 · PCCSHI-Mortgage Loan Interest			
7222 · LFB Loan Interest Expense	27,625.09	0.00	27,625.09
7226 · Gain/Loss on Interest Rate Swap	0.00	0.00	0.00
Total 7220 · PCCSHI-Mortgage Loan Interest	27,625.09	0.00	27,625.09
7227 · State Charter School Commission	26,916.95	0.00	26,916.95
7244 · Lease Interest Expense	0.00	0.00	0.00
7246 · Depreciation	4,771.68	0.00	4,771.68
7247 · Amortization	617.94	0.00	617.94
7248 · Depreciation - LLC	22,475.58	0.00	22,475.58
7249 · Amortization - LLC	2,212.67	0.00	2,212.67
7300 · NON OPERATING-PSO EXPENSE			
7304 · Bank Fees	53.45		
7311 · SCRIP	3,311.63		
Total 7300 · NON OPERATING-PSO EXPENSE	3,365.08		
Total 7200 · NON OPERATING EXPENSE	87,984.99	0.00	87,984.99
Total Other Expense	87,984.99	0.00	87,984.99
Net Other Income	(87,984.99)	0.00	(87,984.99)
Net Income	(59,548.49)	0.00	(59,548.49)

4:01 PM

09/10/15

Accrual Basis

Prairie Crossing Charter School
Balance Sheet Prev Year Comparison
As of August 31, 2015

	Aug 31, 15	Aug 31, 14	\$ Change
ASSETS			
Current Assets			
Checking/Savings			
1100 · Cash			
1110 · LFB Operating 379719	1,013,322.35	737,297.12	276,025.23
1115 · Money Market 8100003238	659,253.41	858,832.92	(199,579.51)
1130 · PCCS Building 379727	129,262.34	145,821.03	(16,558.69)
1140 · PCCS Holdings 393851	5,951.45	5,951.45	0.00
1150 · PSO State Bank	32,334.92	23,916.39	8,418.53
1160 · Petty Cash	300.00	300.00	0.00
1100 · Cash - Other	0.00	145.00	(145.00)
Total 1100 · Cash	1,840,424.47	1,772,263.91	68,160.56
Total Checking/Savings	1,840,424.47	1,772,263.91	68,160.56
Accounts Receivable			
1200 · Accounts Receivable	3,680.30	4,840.00	(1,159.70)
Total Accounts Receivable	3,680.30	4,840.00	(1,159.70)
Other Current Assets			
12000 · Undeposited Funds	391.25	4,507.60	(4,116.35)
1250 · Grants Receivable	7,975.45	2.50	7,972.95
1300 · Other Assets			
1320 · Prepaid Expense	61,514.24	83,439.07	(21,924.83)
1330 · Charter Renewal Fees	28,425.04	35,840.32	(7,415.28)
8999 · Due to Holdings	(9,717.00)	(76,128.00)	66,411.00
9999 · Due from PCCS - LLC	9,717.00	76,128.00	(66,411.00)
Total 1300 · Other Assets	89,939.28	119,279.39	(29,340.11)
Total Other Current Assets	98,305.98	123,789.49	(25,483.51)
Total Current Assets	1,942,410.75	1,900,893.40	41,517.35
Fixed Assets			
1400 · Fixed Assets			
1405 · Software	49,819.95	49,819.95	0.00
1410 · Computers	109,150.72	80,329.95	28,820.77
1420 · Computers - New Building	197,378.26	197,378.26	0.00
1425 · Security / Intercom System	42,205.00	42,205.00	0.00
1430 · Equipment	120,566.43	120,566.43	0.00
1435 · Vehicle	34,800.00	34,800.00	0.00
1440 · Office Equipment - Other	126,563.78	126,563.78	0.00
1445 · HVAC / Boiler	31,005.25	0.00	31,005.25
1450 · Furniture & Fixtures - New Bldg	151,536.89	148,000.41	3,536.48
1460 · Furniture & Fixtures - Other	61,997.43	61,997.43	0.00
1470 · Construction in Process - SSY	5,857.48	4,597.48	1,260.00
1490 · Accumulated Depreciation	(762,896.35)	(705,470.36)	(57,425.99)
Total 1400 · Fixed Assets	167,984.84	160,788.33	7,196.51
Total Fixed Assets	167,984.84	160,788.33	7,196.51
Other Assets			
1600 · Investment in LLC			
1605 · Investment in PCCS Holdings LLC	1,109,662.00	1,095,535.00	14,127.00
1607 · Capitalized Closing Costs	611,562.45	638,114.45	(26,552.00)
1610 · PCCSHI-Pledged Deposit	306,696.43	306,696.43	0.00
1620 · PCCSHI-Phase I Building	3,623,888.18	3,623,888.18	0.00
1630 · PCCSHI-Buildings	1,369,027.82	1,369,027.82	0.00
1640 · PCCSHI-Phase II Building	4,946,265.81	4,946,265.81	0.00
1650 · PCCSHI-Land	976,852.54	976,852.54	0.00
1655 · PCCSHI - Land Improvement	224,097.43	169,420.40	54,677.03
1660 · PCCSHI-Accumulated Depreciation	(2,641,873.92)	(2,375,555.33)	(266,318.59)
1699 · Consolidate	(1,109,662.00)	(1,095,535.00)	(14,127.00)
Total 1600 · Investment in LLC	9,416,516.74	9,654,710.30	(238,193.56)

4:01 PM

09/10/15

Accrual Basis

Prairie Crossing Charter School
Balance Sheet Prev Year Comparison
As of August 31, 2015

	Aug 31, 15	Aug 31, 14	\$ Change
Total Other Assets	9,416,516.74	9,654,710.30	(238,193.56)
TOTAL ASSETS	11,526,912.33	11,716,392.03	(189,479.70)
LIABILITIES & EQUITY			
Liabilities			
Current Liabilities			
Accounts Payable			
2002 · Accounts Payables	97,215.52	49,259.55	47,955.97
Total Accounts Payable	97,215.52	49,259.55	47,955.97
Other Current Liabilities			
2010 · Accounts Payable - Accrued	933.52	58,839.79	(57,906.27)
2050 · Other Current Liabilities			
2051 · Operation Sidewalk Makeover	2,043.10	2,043.10	0.00
2052 · Compost Buckets	279.28	279.28	0.00
2053 · Camping Equipment	5,246.92	4,050.31	1,196.61
2054 · Rain Barrels / Work Day	250.00	0.00	250.00
2055 · Awards	0.00	1,136.71	(1,136.71)
2057 · Student Council	388.00	170.00	218.00
2058 · Athletics	6,070.34	6,807.60	(737.26)
2059 · Dances	1,134.13	863.65	270.48
2060 · Chromebook deposit-refundable	6,300.00	3,045.00	3,255.00
2068 · Annual Appeal	4,911.56	4,911.56	0.00
2069 · Auction Restricted Gifts	771.48	771.48	0.00
Total 2050 · Other Current Liabilities	27,394.81	24,078.69	3,316.12
2106 · LLC Accrued Expenses	(1,331.00)	(1,331.00)	0.00
2151 · Deferred Revenue-Fees	47,319.50	45,701.75	1,617.75
2152 · Deferred Revenue - ISBE	912,372.07	773,667.71	138,704.36
2200 · Accrued Interest	18,322.09	18,322.09	0.00
2201 · Accrued Payroll Liabilities			
2210 · Accrued Salaries	9,837.36	9,448.55	388.81
2211 · Accrued Bonuses	0.00	32,000.00	(32,000.00)
2212 · Accrued FICA/Medicare/TRS Bonus	217.42	3,214.21	(2,996.79)
2215 · FIT Payable	0.00	(1.99)	1.99
2221 · FICA Payable	0.00	(0.02)	0.02
2225 · Medicare Payable	0.00	(0.03)	0.03
2235 · Equitable - 403B Payable	1,180.00	153.40	1,026.60
2245 · THIS Payable	1,733.44	1,622.15	111.29
2250 · TRS Payable	11,076.46	10,365.09	711.37
2255 · FSA Payable	0.00	(49.96)	49.96
2280 · HSA Payable	0.00	(100.00)	100.00
Total 2201 · Accrued Payroll Liabilities	24,044.68	56,651.40	(32,606.72)
2300 · Capital Lease Obligations - ST	0.00	4,210.27	(4,210.27)
Total Other Current Liabilities	1,029,055.67	980,140.70	48,914.97
Total Current Liabilities	1,126,271.19	1,029,400.25	96,870.94
Long Term Liabilities			
2500 · Capital Lease Obligations - LT	3,340.70	3,340.70	0.00
2607 · Series 2011 Revenue Bonds	8,207,916.67	8,422,083.37	(214,166.70)
2608 · Interest Rate Swap Liability	128,148.76	198,547.55	(70,398.79)
Total Long Term Liabilities	8,339,406.13	8,623,971.62	(284,565.49)
Total Liabilities	9,465,677.32	9,653,371.87	(187,694.55)
Equity			
3200 · PCCS Net Assets	1,882,924.88	1,882,924.88	0.00
3210 · PCCS - Temporarily Restricted	7,323.00	6,473.00	850.00
3500 · LLC Net Assets	1,095,535.00	1,095,535.00	0.00
3900 · Retained Earnings	989,035.34	961,035.14	28,000.20
3999 · Consolidate	(1,637,422.00)	(1,637,422.00)	0.00
Net Income	(276,161.21)	(245,525.86)	(30,635.35)

4:01 PM

09/10/15

Accrual Basis

Prairie Crossing Charter School
Balance Sheet Prev Year Comparison
As of August 31, 2015

	Aug 31, 15	Aug 31, 14	\$ Change
Total Equity	2,061,235.01	2,063,020.16	(1,785.15)
TOTAL LIABILITIES & EQUITY	11,526,912.33	11,716,392.03	(189,479.70)

Prairie Crossing Charter School Profit & Loss Prev Year Comparison July through August 2015

	Jul - Aug 15	Jul - Aug 14	\$ Change
Ordinary Income/Expense			
Income			
4100 · GENERAL INCOME			
4105 · Reimbursement From ISBE	214,304.95	184,835.97	29,468.98
4110 · General Contributions	185.20	0.00	185.20
4125 · Restricted Contribs/Sponsorship	0.00	300.00	(300.00)
4130 · Matching Gifts	225.00	0.00	225.00
Total 4100 · GENERAL INCOME	214,715.15	185,135.97	29,579.18
4200 · GRANTS			
4295 · Other Grants	0.00	24,552.00	(24,552.00)
Total 4200 · GRANTS	0.00	24,552.00	(24,552.00)
4300 · SCHOOL FEES INCOME			
4305 · Books/Materials/Activities	2,490.50	2,413.25	77.25
Total 4300 · SCHOOL FEES INCOME	2,490.50	2,413.25	77.25
4400 · CLUBS & PROGRAMS			
4405 · Before and After School Program	34,751.50	25,941.60	8,809.90
4415 · Getting to Know You	3,260.00	2,980.00	280.00
4420 · Band	0.00	115.60	(115.60)
4425 · Interscholastic Sports	4,250.00	0.00	4,250.00
4435 · Tae Kwon Do	60.00	0.00	60.00
Total 4400 · CLUBS & PROGRAMS	42,321.50	29,037.20	13,284.30
4500 · GENERAL FUNDRAISING INCOME			
4560 · Spirit Wear / Gym Uniforms	0.00	967.00	(967.00)
Total 4500 · GENERAL FUNDRAISING INCOME	0.00	967.00	(967.00)
4700 · STUDENT PARTICIPATION INCOME			
4705 · 5th/6th Grade Trip	0.00	0.00	0.00
4710 · 7th Grade Trip	15,840.00	5,850.00	9,990.00
4715 · 8th Grade Trip	14,985.00	4,950.00	10,035.00
4730 · Field Trips/Educ Activities Inc	195.00	418.00	(223.00)
Total 4700 · STUDENT PARTICIPATION INCOME	31,020.00	11,218.00	19,802.00
4800 · INVESTMENT & OTHER INCOME			
4805 · Rental Income	701.25	1,480.00	(778.75)
4820 · Interest Income - LFB	139.18	144.23	(5.05)
Total 4800 · INVESTMENT & OTHER INCOME	840.43	1,624.23	(783.80)
Total Income	291,387.58	254,947.65	36,439.93
Gross Profit	291,387.58	254,947.65	36,439.93
Expense			
5100 · INSTRUCTION EXPS			
5105 · Instruction Salaries	59,976.92	63,529.65	(3,552.73)
5110 · Instruction Stipends	4,201.40	4,497.50	(296.10)
5120 · Related FICA & Medicare Expense	1,758.54	2,477.79	(719.25)
5125 · Instruction TRS	566.68	943.29	(376.61)
5130 · Instruction Health Benefits Exp	30,704.13	23,748.38	6,955.75
5140 · Classroom Supplies	2,042.93	1,510.06	532.87
5145 · Educational Materials	14,663.95	13,321.78	1,342.17
5150 · Computer Supplies	349.02	396.65	(47.63)
5170 · Dues & Subscriptions	731.36	715.08	16.28
5175 · Instruction Prof Development	7,197.05	6,164.00	1,033.05
5181 · Environmental Learning	1,962.74	643.50	1,319.24
5182 · Environmental Ed Professional D	51.63	0.00	51.63
5190 · Deans Discretionary	824.62	181.42	643.20
Total 5100 · INSTRUCTION EXPS	125,030.97	118,129.10	6,901.87
5200 · CLUBS & PROGRAMS EXP			
5205 · Before and After School Care	1,383.33	1,487.46	(104.13)
5210 · Getting to Know You	3,260.00	2,980.00	280.00
5212 · Band	0.00	115.60	(115.60)

Prairie Crossing Charter School
Profit & Loss Prev Year Comparison
 July through August 2015

	Jul - Aug 15	Jul - Aug 14	\$ Change
5215 · Interscholastic Sports	777.50	0.00	777.50
5285 · Hot Lunch - Farm to Table	0.00	165.95	(165.95)
Total 5200 · CLUBS & PROGRAMS EXP	5,420.83	4,749.01	671.82
5300 · STUDENT PARTICIPATION EXPS			
5305 · Field Trips/Educ Activities Exp	42.27	926.33	(884.06)
5325 · 7th Grade Trip	3,766.00	0.00	3,766.00
5330 · 8th Grade Trip	3,370.50	0.00	3,370.50
5332 · 8th Grade Fundraising	0.00	0.00	0.00
Total 5300 · STUDENT PARTICIPATION EXPS	7,178.77	926.33	6,252.44
5400 · ADMINISTRATION EXPS			
5405 · Administrative Salaries	77,915.15	62,879.19	15,035.96
5420 · Admin FICA & Medicare	5,999.20	5,464.70	534.50
5425 · Admin Health Benefits Expense	5,267.86	5,199.51	68.35
5435 · Admin FSA Expense	1,218.21	550.00	668.21
5438 · Employment Expense - Other	660.00	1,205.00	(545.00)
5440 · Supplies	1,630.77	1,254.45	376.32
5445 · Furniture	907.06	1,882.94	(975.88)
5450 · Office Equipment	0.00	440.58	(440.58)
5455 · Computers	3,169.72	806.38	2,363.34
5460 · Computer Support	2,854.24	1,679.10	1,175.14
5475 · Admin Professional Development	0.00	5,553.69	(5,553.69)
5480 · Telecommunication	4,755.76	2,853.23	1,902.53
5485 · Accounting and Audit Fees	15,000.00	12,000.00	3,000.00
5490 · Payroll Service Fees	1,665.35	1,486.54	178.81
5495 · Printing and Copying	382.03	363.84	18.19
5500 · Postage and Shipping	586.31	334.99	251.32
5505 · Insurance (incl. Building Ins.)	10,935.67	10,994.62	(58.95)
5510 · Dues and Subscriptions	759.00	0.00	759.00
5515 · Board Related Expenses	0.00	42.40	(42.40)
5525 · Legal Fees	0.60	18,848.20	(18,847.60)
5530 · Bank Fees	432.15	167.38	264.77
5544 · Outreach Conferences/Membership	5,820.00	0.00	5,820.00
5545 · Community Outreach	15,402.65	8,822.40	6,580.25
5546 · Outreach Materials	251.31	100.00	151.31
5555 · Fee Waiver Expenses	6,056.00	3,510.00	2,546.00
5590 · Admin Discretionary	109.92	0.00	109.92
5595 · Other Admin Expenses	0.00	0.00	0.00
Total 5400 · ADMINISTRATION EXPS	161,778.96	146,439.14	15,339.82
5600 · SUPPORT SERVICES			
5605 · Special Ed Salaries	35,035.75	36,655.09	(1,619.34)
5610 · Spec Ed FICA & Medicare	1,228.85	1,147.42	81.43
5615 · Spec Ed Health Benefits	5,261.78	4,721.34	540.44
5625 · Auditory Services	1,080.00	720.00	360.00
5630 · Speech Services	8,395.00	2,044.00	6,351.00
5635 · OT/PT Services	6,750.00	5,110.00	1,640.00
5640 · Psychological Services	9,782.00	1,224.00	8,558.00
5641 · Behavioral Therapist Services	0.00	504.00	(504.00)
5645 · Other Spec Ed Services	1,829.00	126.00	1,703.00
5646 · Out of District Placement	5,362.94	0.00	5,362.94
5650 · Special Ed Legal Fees	0.00	4,662.00	(4,662.00)
5655 · Special Ed CR Mats & Sups	2,026.14	1,232.00	794.14
5660 · Spec Ed Professional Developmt	0.00	1,513.02	(1,513.02)
Total 5600 · SUPPORT SERVICES	76,751.46	59,658.87	17,092.59
5700 · OPERATIONS & MAINT EXP			
5705 · Maintenance Salaries	22,772.66	19,444.79	3,327.87
5710 · Maint FICA & Medicare	2,305.59	1,471.40	834.19
5715 · Maint Health Benefits	2,141.49	2,041.72	99.77
5720 · Water and Sewer	319.58	399.52	(79.94)
5730 · Gas and Electricity	3,828.79	2,815.79	1,013.00
5735 · Garbage	224.00	334.98	(110.98)
5740 · Life Safety	3,319.49	3,818.68	(499.19)
5750 · Summer Help	5,378.65	6,340.75	(962.10)

Prairie Crossing Charter School
Profit & Loss Prev Year Comparison
 July through August 2015

	Jul - Aug 15	Jul - Aug 14	\$ Change
5765 · Maintenance Equipment	63.85	40.40	23.45
5770 · Maintenance Supplies	977.10	1,265.01	(287.91)
5775 · Long-Term Maint & Repairs	670.23	698.55	(28.32)
5795 · Other Maint Exps	716.49	99.08	617.41
Total 5700 · OPERATIONS & MAINT EXP	42,717.92	38,770.67	3,947.25
5800 · FUNDRAISING EXP			
5875 · Spirit Wear / Gym Uniforms	0.00	901.00	(901.00)
5890 · Restricted Expense	0.00	50.00	(50.00)
Total 5800 · FUNDRAISING EXP	0.00	951.00	(951.00)
5900 · GRANT EXPENSE			
5905 · IDEA Grant Exp	0.00	528.00	(528.00)
5995 · Other Grants Expenditures	3,497.00	5,169.86	(1,672.86)
Total 5900 · GRANT EXPENSE	3,497.00	5,697.86	(2,200.86)
Total Expense	422,375.91	375,321.98	47,053.93
Net Ordinary Income	(130,988.33)	(120,374.33)	(10,614.00)
Other Income/Expense			
Other Income			
7100 · NON OPERATING INC-PSO FUNDRAISG			
7102 · Fundraising			
7107 · SCRIP	0.62	100.22	(99.60)
Total 7102 · Fundraising	0.62	100.22	(99.60)
Total 7100 · NON OPERATING INC-PSO FUNDRAISG	0.62	100.22	(99.60)
Total Other Income	0.62	100.22	(99.60)
Other Expense			
7200 · NON OPERATING EXPENSE			
7220 · PCCSHI-Mortgage Loan Interest			
7222 · LFB Loan Interest Expense	54,417.28	55,824.34	(1,407.06)
7226 · Gain/Loss on Interest Rate Swap	0.00	(23,639.92)	23,639.92
Total 7220 · PCCSHI-Mortgage Loan Interest	54,417.28	32,184.42	22,232.86
7227 · State Charter School Commission	26,916.95	23,962.59	2,954.36
7246 · Depreciation	9,543.36	6,534.58	3,008.78
7247 · Amortization	1,235.88	1,235.88	0.00
7248 · Depreciation - LLC	44,951.16	44,216.32	734.84
7249 · Amortization - LLC	4,425.34	4,425.34	0.00
7300 · NON OPERATING-PSO EXPENSE			
7304 · Bank Fees	106.90	89.94	16.96
7311 · SCRIP	3,311.63	7,779.25	(4,467.62)
7322 · Teacher Sup Exp Reimb	0.00	74.00	(74.00)
7323 · Community Care/Family Social	265.00	0.00	265.00
7328 · School Supply Packs	0.00	4,749.43	(4,749.43)
Total 7300 · NON OPERATING-PSO EXPENSE	3,683.53	12,692.62	(9,009.09)
Total 7200 · NON OPERATING EXPENSE	145,173.50	125,251.75	19,921.75
Total Other Expense	145,173.50	125,251.75	19,921.75
Net Other Income	(145,172.88)	(125,151.53)	(20,021.35)
Net Income	(276,161.21)	(245,525.86)	(30,635.35)

Prairie Crossing Charter School
Profit & Loss Prev Year Comparison
August 2015

	Aug 15	Aug 14	\$ Change
Ordinary Income/Expense			
Income			
4100 · GENERAL INCOME			
4105 · Reimbursement From ISBE	214,304.95	184,835.97	29,468.98
4110 · General Contributions	77.98	0.00	77.98
4125 · Restricted Contribs/Sponsorship	0.00	250.00	(250.00)
4130 · Matching Gifts	225.00	0.00	225.00
Total 4100 · GENERAL INCOME	214,607.93	185,085.97	29,521.96
4300 · SCHOOL FEES INCOME			
4305 · Books/Materials/Activities	2,490.50	2,413.25	77.25
Total 4300 · SCHOOL FEES INCOME	2,490.50	2,413.25	77.25
4400 · CLUBS & PROGRAMS			
4405 · Before and After School Program	34,060.50	25,941.60	8,118.90
4415 · Getting to Know You	100.00	0.00	100.00
4425 · Interscholastic Sports	4,250.00	0.00	4,250.00
4435 · Tae Kwon Do	60.00	0.00	60.00
Total 4400 · CLUBS & PROGRAMS	38,470.50	25,941.60	12,528.90
4700 · STUDENT PARTICIPATION INCOME			
4710 · 7th Grade Trip	15,840.00	5,850.00	9,990.00
4715 · 8th Grade Trip	14,985.00	4,950.00	10,035.00
4730 · Field Trips/Educ Activities Inc	195.00	418.00	(223.00)
Total 4700 · STUDENT PARTICIPATION INCOME	31,020.00	11,218.00	19,802.00
4800 · INVESTMENT & OTHER INCOME			
4805 · Rental Income	296.25	920.00	(623.75)
4820 · Interest Income - LFB	83.94	76.58	7.36
Total 4800 · INVESTMENT & OTHER INCOME	380.19	996.58	(616.39)
Total Income	286,969.12	225,655.40	61,313.72
Gross Profit	286,969.12	225,655.40	61,313.72
Expense			
5100 · INSTRUCTION EXPS			
5105 · Instruction Salaries	59,573.42	63,407.40	(3,833.98)
5110 · Instruction Stipends	4,201.40	4,497.50	(296.10)
5120 · Related FICA & Medicare Expense	1,713.02	2,468.44	(755.42)
5125 · Instruction TRS	473.46	825.31	(351.85)
5130 · Instruction Health Benefits Exp	15,095.09	12,619.78	2,475.31
5140 · Classroom Supplies	1,674.51	220.86	1,453.65
5145 · Educational Materials	4,757.36	5,059.24	(301.88)
5150 · Computer Supplies	0.00	396.65	(396.65)
5170 · Dues & Subscriptions	365.68	357.54	8.14
5175 · Instruction Prof Development	1,108.91	1,200.00	(91.09)
5181 · Environmental Learning	663.00	204.75	458.25
5182 · Environmental Ed Professional D	51.63	0.00	51.63
5190 · Deans Discretionary	824.62	181.42	643.20
Total 5100 · INSTRUCTION EXPS	90,502.10	91,438.89	(936.79)
5200 · CLUBS & PROGRAMS EXP			
5205 · Before and After School Care	1,192.11	1,487.46	(295.35)
5210 · Getting to Know You	3,080.00	2,980.00	100.00
Total 5200 · CLUBS & PROGRAMS EXP	4,272.11	4,467.46	(195.35)
5300 · STUDENT PARTICIPATION EXPS			
5305 · Field Trips/Educ Activities Exp	42.27	926.33	(884.06)
5325 · 7th Grade Trip	3,766.00	0.00	3,766.00
5332 · 8th Grade Fundraising	0.00	0.00	0.00
Total 5300 · STUDENT PARTICIPATION EXPS	3,808.27	926.33	2,881.94
5400 · ADMINISTRATION EXPS			
5405 · Administrative Salaries	38,681.40	31,541.28	7,140.12
5420 · Admin FICA & Medicare	2,154.07	3,162.42	(1,008.35)

Prairie Crossing Charter School
Profit & Loss Prev Year Comparison
August 2015


	Aug 15	Aug 14	\$ Change
5425 · Admin Health Benefits Expense	2,633.93	2,112.64	521.29
5435 · Admin FSA Expense	50.00	50.00	0.00
5438 · Employment Expense - Other	180.00	965.00	(785.00)
5440 · Supplies	966.67	633.32	333.35
5445 · Furniture	907.06	6,519.92	(5,612.86)
5450 · Office Equipment	0.00	440.58	(440.58)
5455 · Computers	964.73	897.34	67.39
5460 · Computer Support	1,503.93	449.84	1,054.09
5475 · Admin Professional Development	0.00	120.00	(120.00)
5480 · Telecommunication	3,306.53	1,424.51	1,882.02
5485 · Accounting and Audit Fees	10,600.00	0.00	10,600.00
5490 · Payroll Service Fees	839.84	1,145.05	(305.21)
5500 · Postage and Shipping	243.09	0.00	243.09
5505 · Insurance (incl. Building Ins.)	5,683.58	5,426.31	257.27
5525 · Legal Fees	0.00	16,385.50	(16,385.50)
5530 · Bank Fees	351.94	78.92	273.02
5544 · Outreach Conferences/Membership	3,600.00	0.00	3,600.00
5545 · Community Outreach	5,672.05	4,411.20	1,260.85
5546 · Outreach Materials	239.53	100.00	139.53
5555 · Fee Waiver Expenses	3,945.00	2,165.00	1,780.00
5590 · Admin Discretionary	109.92	0.00	109.92
5595 · Other Admin Expenses	0.00	0.00	0.00
Total 5400 · ADMINISTRATION EXPS	82,633.27	78,028.83	4,604.44
5600 · SUPPORT SERVICES			
5605 · Special Ed Salaries	27,667.59	23,456.25	4,211.34
5610 · Spec Ed FICA & Medicare	864.28	593.19	271.09
5615 · Spec Ed Health Benefits	2,591.38	2,632.74	(41.36)
5625 · Auditory Services	1,080.00	0.00	1,080.00
5630 · Speech Services	8,395.00	0.00	8,395.00
5635 · OT/PT Services	6,531.00	4,015.00	2,516.00
5640 · Psychological Services	9,782.00	0.00	9,782.00
5645 · Other Spec Ed Services	1,649.00	126.00	1,523.00
5650 · Special Ed Legal Fees	0.00	1,932.00	(1,932.00)
5655 · Special Ed CR Mats & Sups	168.95	0.00	168.95
5660 · Spec Ed Professional Developmnt	0.00	291.18	(291.18)
Total 5600 · SUPPORT SERVICES	58,729.20	33,046.36	25,682.84
5700 · OPERATIONS & MAINT EXP			
5705 · Maintenance Salaries	10,803.50	10,114.21	689.29
5710 · Maint FICA & Medicare	798.23	765.68	32.55
5715 · Maint Health Benefits	1,077.96	1,020.86	57.10
5720 · Water and Sewer	78.06	141.50	(63.44)
5730 · Gas and Electricity	2,051.75	1,131.01	920.74
5735 · Garbage	112.00	291.14	(179.14)
5740 · Life Safety	2,225.42	735.25	1,490.17
5750 · Summer Help	162.50	1,264.25	(1,101.75)
5765 · Maintenance Equipment	63.85	0.00	63.85
5770 · Maintenance Supplies	373.68	794.37	(420.69)
5775 · Long-Term Maint & Repairs	350.23	511.11	(160.88)
5795 · Other Maint Exps	490.49	44.81	445.68
Total 5700 · OPERATIONS & MAINT EXP	18,587.67	16,814.19	1,773.48
5800 · FUNDRAISING EXP			
5875 · Spirit Wear / Gym Uniforms	0.00	901.00	(901.00)
Total 5800 · FUNDRAISING EXP	0.00	901.00	(901.00)
5900 · GRANT EXPENSE			
5905 · IDEA Grant Exp	0.00	528.00	(528.00)
5995 · Other Grants Expenditures	0.00	2,425.00	(2,425.00)
Total 5900 · GRANT EXPENSE	0.00	2,953.00	(2,953.00)
Total Expense	258,532.62	228,576.06	29,956.56
Net Ordinary Income	28,436.50	(2,920.66)	31,357.16

Prairie Crossing Charter School Profit & Loss Prev Year Comparison August 2015

	Aug 15	Aug 14	\$ Change
Other Income/Expense			
Other Income			
7100 · NON OPERATING INC-PSO FUNDRAISG			
7102 · Fundraising			
7107 · SCRIP	0.00	100.22	(100.22)
Total 7102 · Fundraising	0.00	100.22	(100.22)
Total 7100 · NON OPERATING INC-PSO FUNDRAISG	0.00	100.22	(100.22)
Total Other Income	0.00	100.22	(100.22)
Other Expense			
7200 · NON OPERATING EXPENSE			
7220 · PCCSHI-Mortgage Loan Interest			
7222 · LFB Loan Interest Expense	27,625.09	28,341.53	(716.44)
7226 · Gain/Loss on Interest Rate Swap	0.00	(23,639.92)	23,639.92
Total 7220 · PCCSHI-Mortgage Loan Interest	27,625.09	4,701.61	22,923.48
7227 · State Charter School Commission	26,916.95	23,962.59	2,954.36
7246 · Depreciation	4,771.68	3,267.29	1,504.39
7247 · Amortization	617.94	617.94	0.00
7248 · Depreciation - LLC	22,475.58	22,108.16	367.42
7249 · Amortization - LLC	2,212.67	2,212.67	0.00
7300 · NON OPERATING-PSO EXPENSE			
7304 · Bank Fees	53.45	44.36	9.09
7311 · SCRIP	3,311.63	7,779.25	(4,467.62)
7322 · Teacher Sup Exp Reimb	0.00	74.00	(74.00)
Total 7300 · NON OPERATING-PSO EXPENSE	3,365.08	7,897.61	(4,532.53)
Total 7200 · NON OPERATING EXPENSE	87,984.99	64,767.87	23,217.12
Total Other Expense	87,984.99	64,767.87	23,217.12
Net Other Income	(87,984.99)	(64,667.65)	(23,317.34)
Net Income	(59,548.49)	(67,588.31)	8,039.82

Prairie Crossing Charter School
Statement of Cash Flows
 July through August 2015

	Jul - Aug 15
OPERATING ACTIVITIES	
Net Income	(276,161.21)
Adjustments to reconcile Net Income to net cash provided by operations:	
1200 · Accounts Receivable	(3,776.30)
1250 · Grants Receivable	51,590.60
1320 · Prepaid Expense	(53,256.62)
1330 · Charter Renewal Fees	1,235.88
1490 · Accumulated Depreciation	9,543.36
1660 · PCCSHI-Accumulated Depreciation	44,951.16
2002 · Accounts Payables	94,930.13
2053 · Camping Equipment	(1,665.65)
2055 · Awards	(403.37)
2151 · Deferred Revenue-Fees	3,999.50
2152 · Deferred Revenue - ISBE	912,372.07
2210 · Accrued Salaries	(132,977.91)
2215 · FIT Payable	1.99
2220 · SIT Payable	(0.18)
2221 · FICA Payable	0.79
2225 · Medicare Payable	(0.56)
2235 · Equitable - 403B Payable	(1,158.02)
2245 · THIS Payable	(439.06)
2250 · TRS Payable	(4,360.45)
2255 · FSA Payable	(0.13)
2010 · Accounts Payable - Accrued	(28,955.92)
2060 · Chromebook deposit-refundable	6,300.00
2061 · Restricted Contributions-other	(50.00)
2211 · Accrued Bonuses	(37,500.00)
2212 · Accrued FICA/Medicare/TRS Bonus	(5,678.64)
Net cash provided by Operating Activities	578,541.46
INVESTING ACTIVITIES	
1410 · Computers	(23,232.00)
1450 · Furniture & Fixtures - New Bldg	(3,536.48)
1607 · Capitalized Closing Costs	4,425.34
Net cash provided by Investing Activities	(22,343.14)
FINANCING ACTIVITIES	
2607 · Series 2011 Revenue Bonds	(35,833.34)
Net cash provided by Financing Activities	(35,833.34)
Net cash increase for period	520,364.98
Cash at beginning of period	1,320,450.74
Cash at end of period	<u>1,840,815.72</u>



September 17, 2015

Dear Dean Thorson and PCCS School Board Members,

The 2015-2016 school year is off to a wonderful start! The parents and teachers/staff are energetic and supportive, and there are many connections being made on a regular basis. It is wonderful to see this community work together so well.

Starting off the school year, Michele McCormick did a great job helping the administration organize the Back To School Picnic on Thursday, August 13. Families were able to drop off school supplies, meet their teachers, see the classrooms and enjoy dinner together outside. It was a great way to kick off the school year.

Lori Maier coordinated several events for the new families and has been great at communicating with them all summer and into this fall. Her work ensured that new families were familiar with PCCS before the first day of school even started.

The "Chat with the Admin" on September 14 had about a dozen parents plus 4 staff in attendance. We covered many valuable ideas and it was productive. The next Chat is scheduled for Monday, November 9 at 8:15 a.m. These meetings will be offered every other month, keeping them in the morning because that time frame is better attended.


The first PSO General meeting will be Monday October 19th at 8:15am.

For fundraising, we have SCRIP and Box Tops continuing year round, and work is underway for our Annual Clothing Sale/Textile Drive, scheduled for Oct. 1-3. Donations are being accepted September 17-30th.

The Holiday Bazaar is scheduled for Thursday December 3rd.

If you have any questions, please let me know.

Donna Engelhardt,
PSO President 2015-2016



**PCCS Nominating Committee
Agenda**
Monday November 03, 2014 @ 3:30 PM
Kennicott Building, Staff Lounge
1531 Jones Point Road
Grayslake, IL 60030

Call to order

Peggy Boyle
Call to order 3:35 pm.

Discussions

- Receive and review applications to be certified for Board Appointment
Candidate A- Letter of Intent, Resume and 3 letters of recommendation. Applicant has been certified.
Candidate B- Letter of Intent, Resume and 4 letters of recommendation. Applicant has been certified
- Review minutes from Sep. 22, 2014 committee meeting

Public Comment

Action Items

- Certify candidates for Board Appointment- Certify candidates for Board Appointment- Both candidates have been certified motion approved by Mrs. Boyle and 2nd By Mrs. Walsh
- Approve minutes from Sep. 22, 2014 committee meeting
Meeting Minutes from Monday 9/22/14 Approved

Adjourn

3:42 pm

Thank you for attending the meeting of the PCCS Board of Education. You are asked to limit your remarks to the Public Comment opportunities and to fewer than four minutes. Respect and courtesy toward everyone present is expected. Public comment by any person acknowledged is not to be interrupted by anyone else. Individual board members do not respond to public comment, nor does the board at its business meeting engage in discussion with the public.

For questions or comments, please e-mail the Board at board@pccharterschool.org. Board e-mails are received and responded to by the Board President as soon as possible, usually within a week. Other board members are also informed of these correspondences prior to each monthly board meeting. The PCCS Board of Directors:

Dean Thorson
Brian Conlon
Sue Ross

Jeff Barhorst-Elected to 2nd term
Ed Jamison
Anita Thomas

Nick Kotzamanis



PCCS Nominating Committee Meeting Minutes

Draft

Friday September 11, 2015 4:00 PM

*Kennicott Building
1531 Jones Point Rd
Grayslake, IL 60030*

Call to Order 4:05 PM

Committee Co-Chair Michelle Anselmo

The minutes of a meeting of the PCCS Board of Directors held on Friday, September 11, 2015 in the Kennicott Building, 1531 Jones Point Road, Grayslake, Illinois.

Members Present

Michelle Anselmo, Committee Co-chair
Carol Alloian

Members Not Present

Anne Reagan, Committee Co-Chair

Staff Present

Geoff Deigan, Executive Director

Others Present

Dean Thorson, Board President

A quorum was present.

Discussions:

- Receive and review applications to be certified for Board Appointment
 - Two applicants submitted paperwork by the deadline of 3:30 PM, 9/11/2015
 - Both applicants' submissions contained the required letter of intent, resume, and three letters of recommendation
- Review minutes from Nov. 3, 2014 committee meeting
 - No minutes were presented to the committee for review

Public Comment:

No members of the public were at the meeting.

Action Agenda:

- Certify candidates for Board Appointment

- Both candidates' submissions met the criteria established in the nominating committee procedures.
- Both candidates' packages were forwarded to the Board of Directors for consideration.

There being no further business before the committee, **Michelle Anselmo** adjourned the meeting at 4:21 PM.

Respectfully submitted,

Michelle Anselmo
Committee Co-chair
September 11, 2015

Prairie Crossing Charter School is a public school that transforms our children through academic discovery and interaction with our unique natural, ecological, and community resources.

1531 Jones Point Road
Grayslake, IL 60030-3536

847-543-9722 Phone
847-543-9744 Fax

Visit us at prairiecrossingcharterschool.org