

PCCS Board of Director's Meeting

AGENDA

Tuesday, April 24, 2018 7:00 PM
Vicky Ranney Library
Upper Wright Schoolhouse
1591 Jones Point Road
Grayslake, IL 60030

Call to Order President Ed Jamison

Pledge of Allegiance

Recognition & Appreciation: Patti Stenzel

Mission Moment: Earth Week/CP Projects

Motion to Approve Agenda

Discussion Agenda

1. Legal Bills
2. FY19 Proposed Budget
3. SCSC Annual Review
4. Committee Updates

Public Comment 10 Minutes

Consent Agenda

5. Leadership Team Reports
6. Financial Statements
7. Motion to Approve Open S
8. Open Session Minutes of Previous Board and Committee Meetings
9. Motion to Accept Reports on Consent Agenda

Closed Session:

Discussion related to 5ILCS 120/2(c) (2) Collective negotiating matters between the public body and its employees or their representatives, or deliberations concerning salary schedules for one or more classes of employees.

10. FY19 CBA Salary Re-Opener

Discussion related to 5ILCS 120/2(c) 21-Discussion of minutes of meetings lawfully closed under this Act, whether for purposes of approval by the body of the minutes or semi-annual review of the minutes mandated by Section 2.06

11. Review Closed Session Minutes from Previous Board Meetings

Discussion Related to 5ILCS 120/2(c)(1) The appointment, employment, compensation, discipline, performance, or dismissal of specific employees of the public body or legal counsel for the public body, including hearing testimony on a complaint lodged against an employee of the public body or against legal counsel for the public body to determine its validity.

12. FY19 Staffing Updates
13. Executive Director Performance Review

Public Comment 10 Minutes



Action Agenda

- 1A – Approve Legal Bills
- 2A – Approve FY19 Proposed Budget
- 10A – Authorize Board Chair to execute CBA Salary Reopener Agreement
- 11A – Approve Closed Session Meeting Minutes for Previous Board Meetings

New Business:

Adjourn

A copy of the board documents for this meeting is available for viewing on the school web site.

Thank you for attending the meeting of the PCCS Board of Education. You are asked to limit your remarks to the Public Comment opportunities to fewer than four minutes. As a reminder, individual Board members do not respond to public comment.

For questions or comments, please e-mail the Board at board@pccharterschool.org.

The PCCS Board of Directors:

Nell Annen
Dan Fedor
Angela Lewis
Sue Ross

Marcelo Chiodi
Ed Jamison
Devon Mann

Brian Conlon
Abe Janis
Nick Kotzamanis

Discussion Agenda

FRANCZEK RADELET

ATTORNEYS & COUNSELORS

300 SOUTH WACKER DRIVE, SUITE 3400 | CHICAGO, IL 60606

T: 312.986.0300 | F: 312.986.9192 | WWW.FRANCZEK.COM

RESPICIO F. VAZQUEZ

312.786.6134

rfv@franczek.com

April 12, 2018

Geoff Deigan
Executive Director
Prairie Crossing Charter School
1531 Jones Point Road
Grayslake, IL 60030

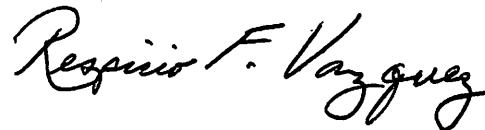
**Re: April 2018 Invoice
General School Law**

Dear Geoff:

Enclosed please find our invoice for services rendered in March, 2018 for the above-captioned matter.

Please do not hesitate to call me if you have questions.

Sincerely,



Respicio F. Vazquez

RFV:imp
Enclosure

FRANCZEK RADELET

ATTORNEYS & COUNSELORS

300 SOUTH WACKER DRIVE, SUITE 3400 | CHICAGO, IL 60606

FEIN 36-3924177

T: 312.986.0300 | F: 312.986.9192 | WWW.FRANCZEK.COM

PERSONAL AND CONFIDENTIAL / ATTORNEY-CLIENT PRIVILEGED

Invoice Date: April 11, 2018

Invoice No. 182910

Matter No. 01907.107001

Geoff Deigan
Executive Director
Prairie Crossing Charter School
1531 Jones Point Road
Grayslake, IL 60030

FOR PROFESSIONAL FEES AND EXPENSES INCURRED THROUGH 03/31/18:

<u>Matter No.</u>	<u>Description</u>	<u>Fees</u>	<u>Expenses</u>	<u>Total</u>
01907.107001	General School Law	\$1,402.50	\$0.00	\$1,402.50
Total		\$1,402.50	\$0.00	\$1,402.50

Fees	\$1,402.50
Costs Advanced and Expenses Incurred	\$0.00
CURRENT INVOICE DUE	<u>\$1,402.50</u>

Prairie Crossing Charter School
FY19 Preliminary Budget

Ordinary Income/Expense	FY18 Preliminary recast budget - approved 9/26/2017	FY19 Preliminary budget (4/17/2018)
Income		
4100 · GENERAL INCOME		
4105 · Reimbursement From ISBE	5,214,497.10	5,089,832.00
4110 · General Contributions	2,000.00	2,000.00
4115 · Sponsorships	0.00	0.00
4125 · Restricted Contributions	0.00	0.00
4130 · Matching Gifts	2,000.00	2,000.00
Total 4100 · GENERAL INCOME	5,218,497.10	5,093,832.00
4200 · GRANTS		
4205 · IDEA Grant	78,909.00	78,909.00
4206 · IDEA Preschool Grant *NEW	5,233.00	5,233.00
4215 · Title I Low Income	37,164.00	37,164.00
4220 · Title II Teacher Quality	3,000.00	3,000.00
4222 · Title IV Student Support	6,000.00	6,000.00
4225 · Special Ed Personnel	64,304.48	64,304.48
4230 · Special Ed Fundg for Children	53,148.00	53,148.00
4235 · Title III ELL - TBE/TPI	9,417.00	9,417.00
4295 · Other Grants	5,233.00	5,233.00
Total 4200 · GRANTS	262,408.48	262,408.48
4300 · SCHOOL FEES INCOME		
4305 · Books/Materials/Activities	52,175.00	52,175.00
4310 · Out-of-District Tuition	25,072.00	0.00
Total 4300 · SCHOOL FEES INCOME	77,247.00	52,175.00
4400 · CLUBS & PROGRAMS		
4405 · Before and After School Program	113,646.00	113,646.00
4415 · Getting to Know You	2,760.00	2,760.00
4425 · Interscholastic Sports	24,000.00	24,000.00
4435 · Tae Kwon Do	2,060.00	2,060.00
4445 · Champions Club	1,500.00	1,500.00
4455 · Hot Lunch - Farm to Table	13,210.00	13,210.00
4495 · Other Clubs	15,000.00	15,000.00
Total 4400 · CLUBS & PROGRAMS	172,176.00	172,176.00
4500 · GENERAL FUNDRAISING INCOME		
4502 · Annual Appeal	8,300.00	8,000.00
4505 · Auction	0.00	0.00
4510 · Scholastic Book Fairs	3,000.00	3,000.00
4520 · Earthweek	3,500.00	3,500.00
4550 · Green Team - Rainbarrels, etc	0.00	0.00
4560 · Spirit Wear / Gym Uniforms	0.00	0.00
4563 · Homecoming Inc	0.00	0.00
4565 · Dances Income	1,800.00	1,800.00
4568 · Sustainable Schoolyard	0.00	0.00
4595 · Other Fundraising Inc	200.00	200.00
Total 4500 · GENERAL FUNDRAISING INCOME	16,800.00	16,500.00
4700 · STUDENT PARTICIPATION INCOME		
4705 · 5th/6th Grade Trip	11,040.00	11,040.00
4710 · 7th Grade Trip	17,280.00	17,280.00
4715 · 8th Grade Trip	69,120.00	69,120.00

Prairie Crossing Charter School
FY19 Preliminary Budget

	FY18 Preliminary recast budget - approved 9/26/2017	FY19 Preliminary budget (4/17/2018)
4717 · 8th Grade Fundraising	0.00	0.00
4720 · Graduation	0.00	0.00
4725 · Class Parties	1,500.00	1,500.00
4730 · Educational Activities/Class Field Trips	19,000.00	19,000.00
Total 4700 · STUDENT PARTICIPATION INCOME	117,940.00	117,940.00
4800 · INVESTMENT & OTHER INCOME		
4805 · Rental Income	2,925.00	2,000.00
4815 · Snow Removal Income	5,600.00	5,600.00
4820 · Interest Income - LFB	2,500.00	2,500.00
4825 · Interest Income - LLC	0.00	0.00
Total 4800 · INVESTMENT & OTHER INCOME	11,025.00	10,100.00
8841 · Reimbursed Expenses		
Total Income	5,876,093.58	5,725,131.48
Expense		
5100 · INSTRUCTION EXPS		
5105 · Instruction Salaries (roll-up total)	1,473,521.66	1,492,943.69
5105 · Instruction Salaries (Teachers)	931,966.18	936,772.88
5105 · Instruction Salaries (Teachers) accrual	0.00	0.00
5105 · Title II Grant Allocation	0.00	0.00
5105 · Title I Grant Allocation	0.00	0.00
5105 · Instruction Salaries (SSY - TBD)	0.00	0.00
5105 · Instruction Salaries (Non TRS Retire Inc)	80,409.12	86,037.76
5105 · Instruction Salaries (TA / Lunch Help)	425,160.36	433,147.05
5105 · Instructions Salaries (IA) increase @ 2%	0.00	0.00
5105 · Instruction Salaries (Longevity Bonus)	1,000.00	2,000.00
5105 · Instruction Salaries (Subs)	34,986.00	34,986.00
5110 · Instruction Stipends	19,000.00	19,000.00
5115 · Merit Pay (formerly Goal Incentive)	66,000.00	12,000.00
CBA	37,200.00	0.00
IA's	28,800.00	12,000.00
5120 · Related FICA & Medicare Expense	52,781.87	54,257.64
5125 · Instruction TRS	24,121.00	23,793.97
TRS ER 1.46%	24,121.00	23,793.97
Federally Funded Grant TRS component @10.10%	(9,368.10)	(2,121.00)
Federally Funded Grant TRS add-back for grant alloc	9,368.10	2,121.00
5130 · Instruction Health Benefits Exp	223,632.00	195,456.00
5135 · Instruction FSA Expense	0.00	0.00
5140 · Classroom Supplies	20,500.00	20,500.00
5145 · Educational Materials	51,188.65	25,000.00
General	21,200.00	10,000.00
Curriculum	24,988.65	10,000.00
Social Emotional/PBIS	5,000.00	5,000.00
5150 · Classroom Technology	20,000.00	14,000.00
1:1 Technology Chromebook repairs		10,000.00
Instructional Technology		4,000.00
5160 · Furniture	15,000.00	5,000.00
5170 · Dues & Subscriptions (Roll-up total)	7,014.25	7,014.25
Alert Solutions (report card service)	595.84	595.84
Powerschool	4,695.25	4,695.25

Prairie Crossing Charter School
FY19 Preliminary Budget

	FY18 Preliminary recast budget - approved 9/26/2017	FY19 Preliminary budget (4/17/2018)
Go Guardian Chromebook access teachers	1,223.16	1,223.16
Other:	500.00	500.00
5175 · Instruction Prof Development	30,900.00	25,000.00
5180 · Farm Education	3,000.00	0.00
5181 · Environmental Learning *	62,000.00	33,000.00
Environmental Education	10,000.00	10,000.00
Sustainability	22,000.00	0.00
SSY Iniativtes & labor	30,000.00	23,000.00
5182 - Environmental Ed Instructional Prof Dev	30,000.00	10,000.00
Environmental Ed PD - Naomi's purvue	15,000.00	5,000.00
Environmental Ed PD - Carol's purvue	15,000.00	5,000.00
5183 · Environmental Library	15,000.00	5,000.00
5190 · Deans Discretionary Fund	20,000.00	20,000.00
Total 5100 · INSTRUCTION EXPS	2,133,659.43	1,961,965.55
5200 · CLUBS & PROGRAMS EXP		
5205 · Before and After School Care	48,571.50	53,859.00
Salary expense	46,571.50	51,859.00
Supplies	2,000.00	2,000.00
5210 · Getting to Know you	982.90	982.90
5215 · Interscholastic Sports	28,000.00	24,000.00
5212 · Band	0.00	0.00
5225 · Tae Kwon Do	2,060.00	2,060.00
5240 · Champions Club	1,500.00	1,500.00
5260 · Extra Curricular expense	10,000.00	10,000.00
5285 · Hot Lunch - Farm to Table	13,210.00	13,210.00
5295 · Other Club Exps	15,000.00	15,000.00
Total 5200 · CLUBS & PROGRAMS EXP	119,324.40	120,611.90
5300 · STUDENT PARTICIPATION EXPS		
5305 · Educational Activities-Field Tr	26,000.00	24,000.00
5315 · Class Parties & Activities	1,500.00	1,500.00
5320 · 5/6 Grade Trip	11,040.00	11,040.00
5325 · 7th Grade Trip	17,280.00	17,280.00
5330 · 8th Grade Trip	72,720.00	71,620.00
5332 · 8th Grade Fundraising	0.00	0.00
5340 · Graduation	9,250.00	5,000.00
Total 5300 · STUDENT PARTICIPATION EXPS	137,790.00	130,440.00
5400 · ADMINISTRATION EXPS		
5405 · Administrative Salaries (roll-up)	584,417.52	591,845.40
Administrative Salaries-Non-TRS	378,982.72	383,583.56
Administrative Salaries-Changes	0.00	0.00
Administrative Salaries-TRS	155,434.80	158,261.84
Bonuses as per contracts-Non-TRS	50,000.00	50,000.00
Bonuses as per contracts-TRS	0.00	0.00
5415 · Admin TRS Expense	0.00	0.00
5420 · Admin FICA & Medicare	31,245.98	31,638.94
5425 · Admin Health Benefits Expense	47,532.00	55,020.00
5430 · Unemployment Compensation	0.00	0.00
5435 · Admin FSA Expense	0.00	0.00
5438 · Employment Expense - Other	2,000.00	2,000.00
5440 · Supplies	20,062.50	20,062.50
General Supplies	8,250.00	8,250.00

Prairie Crossing Charter School
FY19 Preliminary Budget

	FY18 Preliminary recast budget - approved 9/26/2017	FY19 Preliminary budget (4/17/2018)
ADP related services - WFN + ACA/HR	11,812.50	11,812.50
5445 · Furniture	9,960.00	5,000.00
5450 · Office Equipment	5,500.00	5,000.00
5455 · Computers	19,350.00	12,000.00
5460 · Computer Support	27,826.35	23,826.35
Chromebooks replacement policy	1,000.00	1,000.00
Drupion/wpengine - website support	1,200.00	1,200.00
Network infrastructure/Access Points	4,071.00	4,071.00
Comcast	11,880.00	11,880.00
Anti-virus / Chromebook monitoring	1,675.35	1,675.35
Other computer misc	8,000.00	4,000.00
5465 · Equipment Rental	1,500.00	1,500.00
5470 · Equipment Maintenance	400.00	400.00
5475 · Admin Professional Development	13,000.00	8,000.00
Power School Training	3,000.00	3,000.00
Other Professional Development	10,000.00	5,000.00
5480 · Telecommunication	23,206.44	23,206.44
TDS Monthly Contract	21,706.44	21,706.44
Wiring interface improvement	1,000.00	1,000.00
Other Telecommunication charges	500.00	500.00
5485 · Accounting and Audit Fees	19,100.00	23,100.00
5488 · Accounting and Audit Fees - LLC	2,200.00	2,200.00
5490 · Payroll Service Fees	13,760.20	13,760.20
5495 · Printing and Copying	8,966.08	7,466.08
5500 · Postage and Shipping	3,366.00	2,866.00
5505 · Insurance (incl. Building Ins.)	68,952.42	68,952.42
5510 · Dues and Subscriptions	7,284.00	7,284.00
5515 · Board Related Expenses	1,000.00	3,000.00
5525 · Legal Fees	30,000.00	24,000.00
5530 · Bank Fees	4,500.00	4,500.00
5544 · Outreach Conferences / Partnerships	20,000.00	10,000.00
5545 · Community Outreach	75,116.02	111,924.02
Outreach Salaries	60,488.64	96,538.80
Outreach FICA & Medicare	4,627.38	7,385.22
Conferences/sponsorships	10,000.00	8,000.00
5546 · Outreach Materials	13,000.00	8,000.00
5547 · Transportation	17,500.00	20,500.00
5550 · Contingency	5,000.00	5,000.00
5555 · Fee Waiver Expenses (roll-up total)	63,122.00	38,050.00
Enrollment Fees / Tuition hardship	28,067.00	2,995.00
Other programs/fees	33,055.00	33,055.00
Food for children in need	2,000.00	2,000.00
5590 · Administrative Discretionary Budget	14,726.00	8,000.00
5595 · Other Admin Expenses (roll-up total)	7,860.00	7,860.00
Storage Unit rentals	3,960.00	3,960.00
Hearing and Vision screenings	1,900.00	1,900.00
Other admin exp	2,000.00	2,000.00
Total 5400 · ADMINISTRATION EXPS	1,161,453.51	1,145,962.36
5600 · SUPPORT SERVICES		
5605 · Special Ed Salaries (roll-up total)	564,773.51	594,972.77
5605 · Special Ed Salaries - Teachers	309,118.08	330,756.35

Prairie Crossing Charter School
FY19 Preliminary Budget

	FY18 Preliminary recast budget - approved 9/26/2017	FY19 Preliminary budget (4/17/2018)
5605 · Special Ed Salaries - Teachers accrual	0.00	0.00
5605 · Special Ed Salaries - Summer School	3,287.35	3,287.35
5905 · IDEA Grant Allocation	(34,500.00)	(34,500.00)
5906 · IDEA Preschool Grant Allocation	(5,233.00)	(5,233.00)
5910 · Title I Grant Allocation	(25,399.00)	(25,399.00)
5935 · Title III Grant Allocation	(4,000.00)	(4,000.00)
5605 · Special Ed Salaries - Admin	132,459.04	132,459.04
5605 · Special Ed Salaries - Admin Bonus per contract	0.00	0.00
5605 · Special Ed Salaries - TA/Lunch	183,553.04	191,614.03
5605 · Special Ed Salaries - TA/Lunch w/ 2% increase	0.00	0.00
5605 · Special Ed Salaries - Longevity Bonus	0.00	500.00
5605 · Special Ed Salaries - Subs	5,488.00	5,488.00
5610 · Spec Ed FICA & Medicare	20,524.25	21,454.67
5615 · Spec Ed Health Benefits	75,708.00	90,684.00
5620 · Spec Ed TRS Expense	0.00	0.00
5625 · Auditory Services	13,680.00	14,000.00
5630 · Speech Services	86,275.12	88,000.00
5635 · OT Services	64,150.00	80,000.00
TBD · PT Services	12,730.00	0.00
5640 · Psychological Services	0.00	0.00
5641 · Behavioral Therapist Services	6,000.00	6,000.00
5642 · Nursing Services (roll-up total)	68,648.00	41,757.65
Nursing contract	65,648.00	38,648.00
Nursing supplies	3,000.00	3,109.65
5645 · Other Spec Ed Services	16,000.00	16,000.00
5646 · Out of District Placement	0.00	65,000.00
5650 · Special Ed Legal Fees	6,000.00	6,000.00
5655 · Special Ed CR Mats & Sups	8,500.00	8,500.00
5656 · ELL CR Materials and Supplies	1,500.00	1,500.00
5660 · Spec Ed Professional Developmt (roll-up total)	10,000.00	10,000.00
5661 · ELL Professional Development	2,500.00	2,500.00
Total 5600 · SUPPORT SERVICES	956,988.88	1,046,369.09
5700 · OPERATIONS & MAINT EXP		
5705 · Maintenance Salaries	132,634.89	135,799.72
Maintenance Salaries	137,674.89	140,839.72
Snow removal income allocation	(5,040.00)	(5,040.00)
Maintenance Salaries increase @ 2%	0.00	0.00
Maintenance Bonus as per contract	0.00	0.00
5710 · Maint FICA & Medicare	10,532.13	10,774.24
5715 · Maint Health Benefits	14,088.00	20,688.00
5720 · Water and Sewer	5,406.50	5,406.50
5730 · Gas and Electricity	33,944.90	33,944.90
5735 · Garbage	1,514.70	1,514.70
5740 · Life Safety	15,000.00	15,000.00
5745 · Snow Removal	6,840.00	6,840.00
5750 · Summer Help	20,000.00	20,000.00
5755 · Winter Help	608.00	0.00
5765 · Maintenance Equipment	15,000.00	8,000.00
5770 · Maintenance Supplies	10,000.00	10,000.00
5775 · Long-Term Maint & Repairs	14,000.00	10,000.00
5795 · Other Maint Exps	3,000.00	3,000.00

Prairie Crossing Charter School
FY19 Preliminary Budget

	FY18 Preliminary recast budget - approved 9/26/2017		FY19 Preliminary budget (4/17/2018)
Total 5700 · OPERATIONS & MAINT EXP	282,569.12		280,968.05
5800 · FUNDRAISING EXP			
5805 · Fundraising Salaries	0.00		0.00
5810 · Fundraising FICA & Medicare	0.00		0.00
5813 · Fundraising Contractual	0.00		0.00
5814 · Marketing/Advertising Expense	0.00		0.00
5815 · Auction	0.00		0.00
5825 · Annual Appeal	500.00		500.00
5827 · Contribs/Sponsor Develop Exp	0.00		0.00
5830 · Scholastic Book Fair	3,000.00		3,000.00
5840 · Earthweek	9,000.00		4,500.00
5875 · Spirit Wear / Gym Uniforms	9,000.00		0.00
5878 · Homecoming Exp	0.00		0.00
5880 · Dances Exp	1,800.00		1,800.00
5890 · Restricted Expense	0.00		0.00
5895 · Other Fundraising Exps	10,000.00		6,000.00
Total 5800 · FUNDRAISING EXP	33,300.00		15,800.00
5900 · GRANT EXPENSE			
5905 · IDEA Grant Exp	78,909.00		78,909.00
5906 · IDEA Preschool Grant Exp *NEW	5,233.00		5,233.00
5910 · Title I Exp	37,164.00		37,164.00
5915 · Title II Teacher Quality Exp	3,000.00		3,000.00
5922 · Title IV Student Support Exp	6,000.00		6,000.00
5935 · Title III ELL - TBE/TPI	9,417.00		9,417.00
5995 Other Grants (roll-up total)	15,000.00		10,500.00
	SLP Grants	10,000.00	8,000.00
	CP Project grants issued PCCS	5,000.00	2,500.00
Total 5900 · GRANT EXPENSE	154,723.00		150,223.00
Total Expense	4,979,808.35		4,852,339.95
Net Ordinary Income	896,285.23		872,791.53
Other Expense			
7200 · NON OPERATING EXPENSE			
7220 · PCCSHI-Mortgage Loan Interest			
7222 · SWAP Adjustment	280,582.32		280,582.32
7223 · LOC Fee	0.00		0.00
7224 · Draw Fee	0.00		0.00
7225 · Remarketing Fee	0.00		0.00
7226 · Gain/Loss on Interest Rate Swap	50,000.00		35,000.00
Total 7220 · PCCSHI-Mortgage Loan Interest	330,582.32		315,582.32
7227 · State Charter School Commission	130,362.43		127,245.80
7240 · Taxable Loan Interest Expense			
7241 · LOC Interest Expense			
7244 · Lease Interest Expense	1,004.27		1,004.27
7246 · Depreciation	97,373.11		97,373.11
7247 · Amortization	7,415.28		7,415.28
7248 · Depreciation - LLC	269,706.93		269,706.93
7249 · Amortization - LLC	28,038.00		28,038.00
7258 · Other			
Total 7200 · NON OPERATING EXPENSE	864,482.34		846,365.71

Prairie Crossing Charter School
 FY19 Preliminary Budget

	FY18 Preliminary recast budget - approved 9/26/2017		FY19 Preliminary budget (4/17/2018)
Total Other Expense	864,482.34		846,365.71
Net Other Income	(864,482.34)		(846,365.71)
	<u>31,802.89</u>		<u>26,425.82</u>
	Board approved 9/26/2017		presented to FC 4/17/2018
			presented to board 4/24/2018

Illinois State Charter School Commission


2016-17

Ensuring high quality public education for all children, especially for those who are at risk, and in the right of all families of Illinois to experience access to high performing schools and academic experiences.

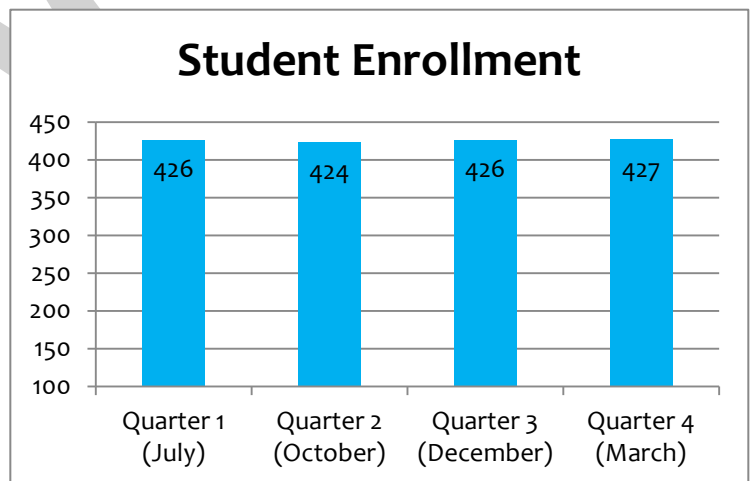
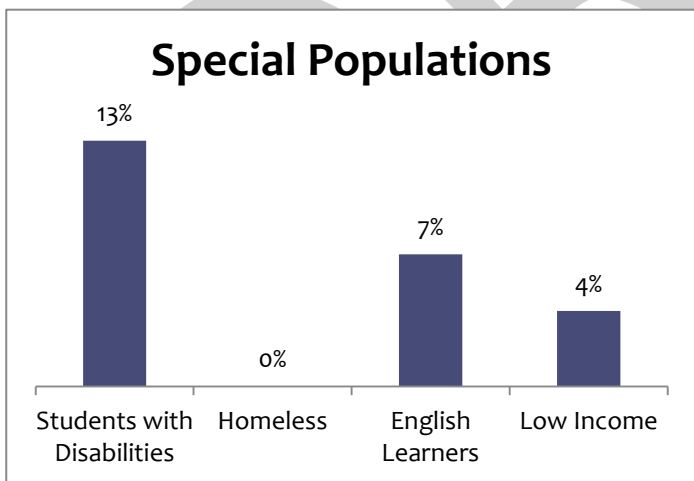
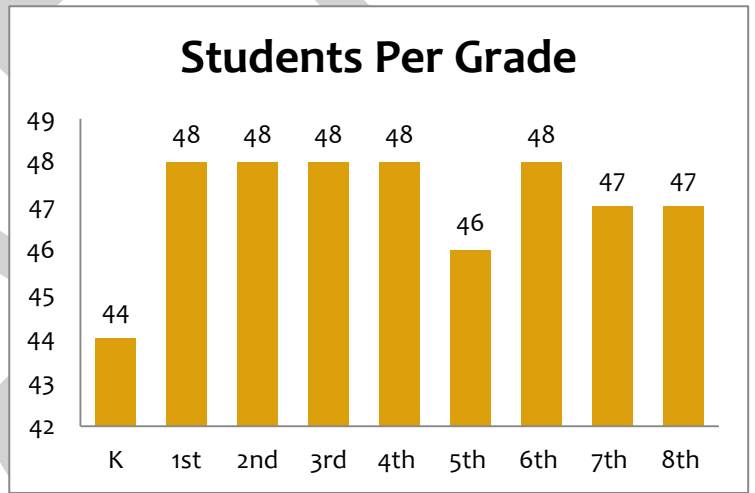
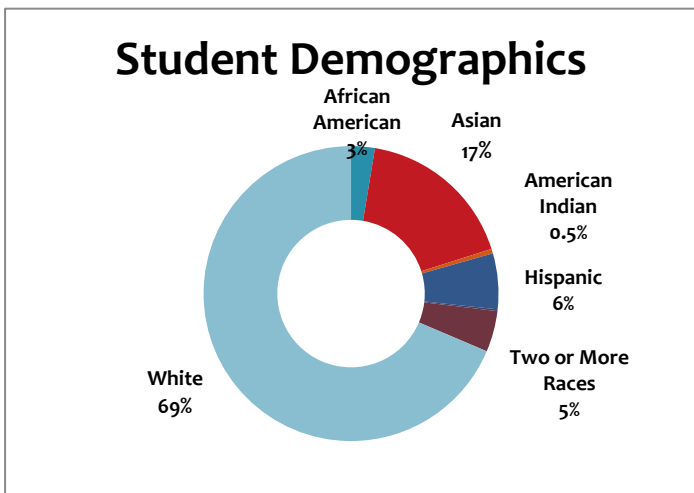
The Illinois State Charter School Commission is a statewide, appellate charter school authorizer committed to the use of national best practices in all domains, especially: conducting performance reviews annually and on renewal on the basis of rigorous and transparent accountability standards to provide high quality public education.

Annual performance reviews are used to engage in analytical discussions with the school about performance and, ultimately, as evidence to make impartial charter renewal and revocation decisions. This Annual Performance Report details the outcome measures, as adopted in the Accountability Plan, for the school during the 2016-17 academic year.

Prairie Crossing Charter School



SCHOOL OVERVIEW			
Mission Statement	We believe that children are our best hope to improve the world.		
Location	1531 Jones Point Rd, Grayslake, IL 60030		
Year Authorized	1999	Year Opened	1999
Host District(s)	Woodland School District 50 Fremont School District 79		
Areas Served	Gages Lake, Grayslake, Gurnee, Hawthorn Woods, Lake Villa, Libertyville, Mundelein, Round Lake, Third Lake, Wauconda, Waukegan, Wildwood		
Leadership	Geoff Deigan, Executive Director Tony Zamiar, Dean of Faculty and Students		
Enrollment	424	Attendance	96 %



EXECUTIVE SUMMARY OF FINDINGS

The Illinois State Charter School Commission reviews performance across three domains: academic, financial, and organizational, using multiple measures defined in the Commission’s Accountability Plan. Measures in each framework are discussed on the subsequent pages of this report.

RATING			DESCRIPTION
Exceeds Standards	E	89-100	Acknowledges the performance of the most successful schools (Used only in the Academic Section)
Meets Standards	M	63-88	Communicates Commission’s expectations for performance
Below Standards	B	39-62	Highlights schools that are not meeting performance expectations
Far Below Standards	F	Below 39	Indicates need for high-stakes review; school support framework engaged

ACADEMIC PERFORMANCE SUMMARY

PROFICIENCY				SUBGROUP PROFICIENCY										POSTSECONDARY READINESS					OVERALL RATING			
State		ASC		GROWTH						State		ASC		Growth								
1a	1a	1b	1b	2a	2a	2b	2b	2c	2c	3a1	3a1	3a2	3a2	3b	3b	5a1	5a2	5b1	5b2	5c	PREVIOUS WEIGHTS	NEW WEIGHTS
E	M	E	M	E	M	E	M	E	M	E	M	E	M	E	M	SAT State Comparison	SAT ASC Comparison	4 & 5 Year Grad. Rates	Grad. Rate ASC Comparison	College Attendance		
A	A	A	A	A	A	A	A	A	A	A	A	A	A	A	A						E (95)	E (91)

FINANCIAL PERFORMANCE SUMMARY

NEAR TERM				SUSTAINABILITY			
1a	1b	1c	1d	2a	2b	2c	2d
Current Ratio	Restricted Days Cash	Enrollment Variance	Debt Default	Total Margin	Debt to Asset Ratio	Cash Flow	Debt Service Coverage Ratio
M	M	M	M	M	M	M	M

ORGANIZATIONAL PERFORMANCE SUMMARY

Education Program				Financial Management & Oversight		Governance & Reporting			Students & Employees							School Environment				Additional Obligations
1a	1b	1c	1d	2a	2b	3a	3b	3c	4a	4b	4c	4d	4e	4f	4g	5a	5b	5c	5d	6a
M	M	M	M	M	M	M	M	M	M	M	M	M	M	M	M	M	M	M	M	M

ACADEMIC PERFORMANCE FRAMEWORK

The results of the Academic Performance Framework provide the Commission with a balanced assessment of school academic quality, based on multiple outcome measures of student performance¹. The Academic Performance Framework reports school performance based on student proficiency, student growth, subgroup performance and college and career readiness (for high schools).

1a. PROFICIENCY STATEWIDE COMPARISON					
Academic Subject	Percentage of Students Meeting/Exceeding Proficiency	Statewide Proficiency Rates for Schools Serving the Same Grades			Rating
		Lowest 20% of Schools	Average School Proficiency Rate	Top 10% of Schools	
ELA	64.3%	16.0%	35.0%	63.7%	E
MATH	56.4%	10.8%	28.8%	56.4%	E

1b. PROFICIENCY ASSIGNED SCHOOL COMPOSITE COMPARISON					
Prairie Crossing		ASC Comparison		Rating	
ELA	Math	ELA	Math	ELA	Math
64.3%	56.4%	46.2%	39.6%	E	E

3a.1 SUBGROUP PROFICIENCY STATEWIDE COMPARISON										
Subgroup	ELA	Lowest 20% of School	Average	Top 10% of Schools	Math	Lowest 20% of Schools	Average	Top 10% of Schools	Reading	Math
White	61.50%	26.60%	43.60%	68.20%	57.10%	21.00%	40.20%	67.60%	M	M
Black ²										
Hispanic	60.90%	13.20%	25.80%	45.40%	39.10%	10.00%	23.20%	44.80%	E	M
Asian	83.70%	39.50%	52.40%	71.60%	69.40%	45.50%	62.00%	87.30%	E	M
Two or More Races	30.00%	16.60%	38.30%	72.20%	40.00%	10.20%	32.90%	67.90%	B	M
Low-Income	53.30%	10.60%	22.90%	41.50%	40.00%	7.40%	19.30%	38.40%	E	E
IEP	34.20%	0.00%	7.90%	20.10%	15.80%	0.00%	8.10%	21.30%	E	M
EL	53.50%	1.20%	6.70%	17.10%	46.70%	1.90%	7.90%	18.40%	E	E
Overall 3a.1 Rating									E	M

¹ As measured in The Partnership for Assessment of Readiness for College and Careers (PARCC)

² Data is not reported by the State of Illinois if fewer than 10 students

FINANCIAL PERFORMANCE FRAMEWORK

The Financial Performance Framework evaluates schools' financial viability in the near and long term and provides the Commission with tools to recognize schools that are currently in, or trending towards, financial difficulty. To that end, the Financial Performance Framework utilizes eight interconnected measures to assess a school's financial position from both a cash and an accrual basis. These measures are organized as *Near Term* or *Sustainability* indicators.

NEAR TERM

The portion of the framework that tests a school's near term financial health is designed to depict the school's financial position and viability in the upcoming year. Schools meeting the desired standards demonstrate a low risk of financial distress in the coming year. Schools that fail to meet the standards may currently be experiencing financial difficulties and/or are at high risk for financial hardship in the near term.

SUSTAINABILITY

The framework also includes longer term financial sustainability measures and is designed to depict a school's financial position and viability over time. Schools that meet the desired standards demonstrate a low risk of financial distress in the future, while schools that fail to meet the standards may be at high risk for financial hardship in the future.

The financial framework uses three (3) target categories:

Meets Standards	The school's performance on this component does not signal a financial risk to the school and meets the authorizer's standard.
Below Standards	The school's performance on this component signals a financial risk to the school and does not meet the authorizer's expectation. If a school falls below standards based on an initial review of the school's financials, the authorizer should follow up to determine if the school is truly a financial risk for the purposes of annual reporting, intervention, and high-stakes decision making.
Far Below Standards	The school's performance on this component signals a significant financial risk to the school and does not meet the authorizer's expectations.

INDICATOR	MEASURE	RATING
1. NEAR TERM	1a. Current Ratio	Meets
	1b. Restricted Days Cash	Meets
	1c. Enrollment Variance	Meets
	1d. Debt Default	Meets
2. SUSTAINABILITY	2a. Total Margin	Meets
	2b. Debt to Asset Ratio	Meets
	2c. Cash Flow	Meets
	2d. Debt Service Coverage Ratio	Meets

ORGANIZATIONAL PERFORMANCE FRAMEWORK

The Organizational Performance Framework consists of six major categories, or Indicators. These Indicators allow the public to comprehensively analyze the extent to which a school is complying with its various legal and ethical responsibilities. The Organizational Performance Framework measures are designed to treat all schools the same in terms of meeting minimum legal and ethical requirements. Expectations are derived from state and federal law and operating terms outlined in the charter contract and charter application. The purpose of the Organizational Performance Framework is to protect the public interest and to determine whether schools are respecting the rights of students, staff, and families, as well as the interests of the general public, by meeting all state and federal legal obligations. For each measure, a school receives one of three (3) ratings:

Meets Standards	The school materially meets the expectations outlined within the measure.
Below Standards	The school has failed to implement the program in the manner described; the failure(s) were material, but the board has instituted remedies that have resulted in compliance or prompt and sufficient movement toward compliance.
Far Below Standards	The school failed to implement the program in the manner described; the failure(s) were material and significant to the viability of the school, or regardless of the severity of the failure(s), the board has not instituted remedies that have resulted in prompt and sufficient movement toward compliance.

INDICATOR	MEASURE	RATING
1. EDUCATION PROGRAM	1a. Implementation	Meets
	1b. Applicable Education Requirements	Meets
	1c. Rights of Students with Disabilities	Meets
	1d. Rights of English Language Learner (ELL) Students	Meets
2. FINANCIAL MANAGEMENT AND OVERSIGHT	2a. Financial Reporting and Compliance Requirements	Meets
	2b. Generally Accepted Accounting Principles (GAAP)	Meets
3. GOVERNANCE AND REPORTING	3a. Governance Requirements	Meets
	3b. Management Accountability	Meets
	3c. Reporting Requirements	Meets
4. STUDENTS AND EMPLOYEES	4a. Protection of Student Rights	Meets
	4b. Attendance Goals	Meets
	4c. Admission and Enrollment Practices	Meets
	4d. Attrition Rates and Enrollment Stability	Meets
	4e. Credentialing Requirements	Meets
	4f. Employee Rights	Meets
	4g. Background Checks	Meets
5. SCHOOL ENVIRONMENT	5a. Parents and Community Engagement	Meets
	5b. Facilities and Transportation	Meets
	5c. Health and Safety Compliance	Meets
	5d. Handling of Information	Meets
6. ADDITIONAL OBLIGATIONS	6a. Compliance with Additional Obligations	Meets

Consent Agenda

Director's Report

Refocusing

Earth Day is ripe for innovation. First observed on April 22, 1970, the celebration makes me and many of my **colleague's cringe**. While I firmly believe that **"education is the foundation for progress,"** as the Earth Day website exhorts, I also know from abundant experience that awareness is easy; meaningful action much more difficult. Such an occasion would be more powerful if it resulted in increased, ongoing capacity to forge positive change. Also, we need to **better understand and address the relationship between relatively abstract terms like "climate," "sustainability," or "environmentalism,"** and the more immediate concerns of local communities. As the late comedian George Carlin once so brilliantly highlighted, **"the Earth" isn't the problem, we are.**

Earth + Humans Year should be more like it. Let's take a hard look in the mirror and better solve for that.

Launching Catalyst

Achieving any kind of significant sustainability-focused innovation requires a team. The work we produce at PCCS is made better by the input of my colleagues. A powerful ensemble, of whatever size, requires room for everyone to contribute and participate, and for roles to evolve. It demands that one listen and respond and shift and constructively challenge. Charting PCCS's growth trajectory has required considering multiple important issues, including the evolving nature of **my role. It's both daunting and exciting to consider. Allowing more space for others hasn't left me** feeling marginalized as I initially felt it might, but rather empowered. More deeply embracing the contributions of others has required encountering and negotiating new tensions, albeit with the resolute awareness that this renewed whole is and will be greater, and much more compelling, than the sum of the parts.

PCCS has grown and **isn't just about my vision and skill set. We've started to more intentionally consider the school's trajectory, with my voice being but one of several.** This process requires reviewing many elements, including the nature of our individual ambitions. If what we want from our lives contradicts the direction in which an organization is developing, then no amount of **"strategic planning" is going to be able to rectify the difference.** I've rarely seen such envisioning processes engage staff members on this level. The focus is most often on **"mission," "vision" and external factors.**

As a general rule I aim to be in the talent business. I don't just want to do more, but rather to do more... better, and with colleagues with whom I enjoy working as much as I do with our current staff members. Attracting talented fellow professionals will be the basis of truly successful measured results. Recruiting and re-recruiting both existing and new talent requires articulating a clearer and more collective vision than ever before and having something more to offer than just following the status quo.

I am extremely proud of our staffs focus and drive on becoming a catalyst school. It will alter our landscape for the better for years to come.

Respectfully submitted,



Geoff Deigan - Executive Director

Prairie Crossing Charter School

Business Managers Report

April 24, 2018

- GSA / Grant payments received in March 2018:
 - ISBE Q4 General State Aid payment totaling \$1,298,064.31 was received 3/20/2018

- Reporting in March:
 - ISBE EIS Employment and Position records and Non-Certified Staff aggregated FTE counts updated by 04/16/2018 deadline.

 - Maintenance of Effort District Worksheet for IDEA Part B Fund recipients was submitted 4/17/2018 and was accepted and approved 4/18/2018

 - Grant Reporting: due before 4/20/2018
 - IDEA Grant – Q3 expenditure reporting submitted 4/11/2018
 - IDEA Preschool Grant - Q3 expenditure reporting submitted 4/11/2018
 - Title I Grant - Q3 expenditure reporting submitted 4/11/2018
 - Title II Grant - Q3 expenditure reporting submitted 4/11/2018
 - Title IV Grant TPI/TBE - Q3 expenditure reporting submitted 4/11/2018

- Requested documents are being completed for our annual Commercial / Property, Liability and Worker Compensation policy renewal and submitted to Arthur J Gallagher for renewal effective date 7/1/2018.

- Healthcare Spending Account (HSA) provider, Select Account, has changed names to Further. There are no changes made to how the program is being administered – it is purely a name/branding change.

Respectfully submitted,

Kim Disalvo 4/19/2018

Prairie Crossing Charter School
Profit & Loss Budget vs. Actual
 July 2017 through March 2018

Ordinary Income/Expense	Jul '17 - Mar 18	Budget	\$ Over Budget
Income			
4100 · GENERAL INCOME			
4105 · Reimbursement From ISBE	3,910,872.83	3,910,872.83	0.00
4110 · General Contributions	1,812.09	1,600.00	212.09
4115 · General Sponsorships	0.00	0.00	0.00
4125 · Restricted Contribs/Sponsorship	1,399.88	0.00	1,399.88
4130 · Matching Gifts	3,350.00	1,500.00	1,850.00
4199 · Consolidate	0.00	0.00	0.00
Total 4100 · GENERAL INCOME	3,917,434.80	3,913,972.83	3,461.97
4200 · GRANTS			
4205 · IDEA Grant	28,920.00	32,428.00	(3,508.00)
4206 · IDEA Preschool Grant	5,233.00	5,233.00	0.00
4215 · Title I Low Income	18,396.00	18,582.00	(186.00)
4220 · Title II Teacher Quality	150.00	1,500.00	(1,350.00)
4222 · Title IV - Student Support	706.00	3,000.00	(2,294.00)
4225 · Special Ed Personnel	53,924.80	32,152.24	21,772.56
4230 · Special Ed Fundg for Children	38,652.96	26,574.00	12,078.96
4235 · Title III ELL - TBE/TPI	3,543.52	4,708.50	(1,164.98)
4295 · Other Grants	20,754.03	1,000.00	19,754.03
Total 4200 · GRANTS	170,280.31	125,177.74	45,102.57
4300 · SCHOOL FEES INCOME			
4305 · Books/Materials/Activities	39,261.25	39,131.25	130.00
4310 · Out-of-District Tuition	18,804.00	18,804.00	0.00
Total 4300 · SCHOOL FEES INCOME	58,065.25	57,935.25	130.00
4400 · CLUBS & PROGRAMS			
4405 · Before and After School Program	120,629.06	113,316.00	7,313.06
4415 · Getting to Know You	2,760.00	2,760.00	0.00
4425 · Interscholastic Sports	21,754.25	22,262.00	(507.75)
4435 · Tae Kwon Do	2,400.00	2,060.00	340.00
4445 · Champions Club	1,200.00	1,500.00	(300.00)
4455 · Hot Lunch - Farm to Table	10,779.00	11,541.00	(762.00)
4465 · Student Council	0.00	0.00	0.00
4475 · Literary / Art Program	0.00	0.00	0.00
4495 · Other Clubs	28,069.00	14,700.00	13,369.00
Total 4400 · CLUBS & PROGRAMS	187,591.31	168,139.00	19,452.31
4500 · GENERAL FUNDRAISING INCOME			
4501 · In Kind Gifts Received	0.00	0.00	0.00
4502 · Annual Appeal	8,695.00	7,800.00	895.00
4505 · Auction	0.00	0.00	0.00
4510 · Scholastic Book Fairs	1,696.13	3,000.00	(1,303.87)
4515 · Prairie Pedal	0.00	0.00	0.00
4520 · Earthweek	165.00	2,400.00	(2,235.00)
4550 · Green Team - Rain Barrels, etc	293.00	0.00	293.00
4560 · Spirit Wear / Gym Uniforms	0.00	0.00	0.00
4565 · Dances Income	922.00	1,350.00	(428.00)
4595 · Other Fundraising Inc	1,217.54	100.00	1,117.54
Total 4500 · GENERAL FUNDRAISING INCOME	12,988.67	14,650.00	(1,661.33)
4700 · STUDENT PARTICIPATION INCOME			
4705 · 5th/6th Grade Trip	0.00	0.00	0.00
4710 · 7th Grade Trip	3,900.00	5,320.00	(1,420.00)
4712 · 7th Grade Fundraising	0.00	0.00	0.00
4715 · 8th Grade Trip	49,250.00	56,400.00	(7,150.00)
4717 · 8th Grade Fundraising	16,211.97	0.00	16,211.97
4720 · Graduation	0.00	0.00	0.00
4725 · Class Parties	372.00	926.00	(554.00)
4730 · Field Trips/Educ Activities Inc	10,751.75	12,205.00	(1,453.25)

Prairie Crossing Charter School
Profit & Loss Budget vs. Actual
 July 2017 through March 2018

	Jul '17 - Mar 18	Budget	\$ Over Budget
Total 4700 · STUDENT PARTICIPATION INCOME	80,485.72	74,851.00	5,634.72
4800 · INVESTMENT & OTHER INCOME			
4805 · Rental Income	5,627.50	2,093.75	3,533.75
4815 · Snow Removal Income	6,810.00	5,600.00	1,210.00
4818 · Gifts in Kind - Goods	0.00	0.00	0.00
4820 · Interest Income - LFB	3,532.64	1,875.01	1,657.63
4825 · Interest Income - LLC	0.00	0.00	0.00
Total 4800 · INVESTMENT & OTHER INCOME	15,970.14	9,568.76	6,401.38
4998 · Investment Income (loss) in LLC	0.00	0.00	0.00
4999 · School Rent Income-LLC	0.00	0.00	0.00
Total Income	4,442,816.20	4,364,294.58	78,521.62
Gross Profit	4,442,816.20	4,364,294.58	78,521.62
Expense			
5100 · INSTRUCTION EXPS			
5105 · Instruction Salaries	1,079,807.61	1,103,438.84	(23,631.23)
5110 · Instruction Stipends	980.00	1,980.00	(1,000.00)
5115 · Merit Pay	0.00	0.00	0.00
5120 · Related FICA & Medicare Expense	46,242.21	38,030.05	8,212.16
5125 · Instruction TRS	19,093.68	17,972.54	1,121.14
5130 · Instruction Health Benefits Exp	143,527.31	165,655.17	(22,127.86)
5140 · Classroom Supplies	8,584.66	16,613.26	(8,028.60)
5145 · Educational Materials	37,292.49	46,948.95	(9,656.46)
5150 · Computer Supplies	2,021.25	17,000.00	(14,978.75)
5160 · Furniture	9,203.27	15,000.00	(5,796.73)
5165 · Other Instructional Equipment	472.59	0.00	472.59
5170 · Dues & Subscriptions	5,034.64	5,434.64	(400.00)
5175 · Instruction Prof Development	6,575.12	7,282.23	(707.11)
5180 · Farm Education	2,700.00	3,000.00	(300.00)
5181 · Environmental Learning	7,756.14	20,264.20	(12,508.06)
5182 · Environmental Ed Professional D	7,721.65	21,000.00	(13,278.35)
5183 · Environmental Library	12,265.40	15,000.00	(2,734.60)
5190 · Deans Discretionary	3,235.31	6,804.03	(3,568.72)
Total 5100 · INSTRUCTION EXPS	1,392,513.33	1,501,423.91	(108,910.58)
5200 · CLUBS & PROGRAMS EXP			
5205 · Before and After School Care	38,317.59	35,671.50	2,646.09
5210 · Getting to Know You	982.90	982.90	0.00
5215 · Interscholastic Sports	20,062.91	18,539.48	1,523.43
5225 · Tae Kwon Do	2,400.00	1,175.00	1,225.00
5240 · Champions Club	1,200.00	1,500.00	(300.00)
5260 · Extra Curricular Expense	2,160.00	6,000.00	(3,840.00)
5265 · Student Council	0.00	0.00	0.00
5275 · Literary / Art Program	0.00	0.00	0.00
5285 · Hot Lunch - Farm to Table	8,626.39	9,185.52	(559.13)
5295 · Other Club Exps	22,933.25	10,000.02	12,933.23
Total 5200 · CLUBS & PROGRAMS EXP	96,683.04	83,054.42	13,628.62
5300 · STUDENT PARTICIPATION EXPS			
5305 · Field Trips/Educ Activities Exp	11,909.32	19,838.54	(7,929.22)
5315 · Class Parties & Activities	384.00	1,000.00	(616.00)
5320 · 5/6 Grade Trip	0.00	1,564.58	(1,564.58)
5325 · 7th Grade Trip	3,766.00	4,705.99	(939.99)
5327 · 7th Grade Fundraising	0.00	0.00	0.00
5330 · 8th Grade Trip	59,049.17	51,698.83	7,350.34
5332 · 8th Grade Fundraising	10,780.41	0.00	10,780.41
5340 · Graduation	0.00	0.00	0.00
Total 5300 · STUDENT PARTICIPATION EXPS	85,888.90	78,807.94	7,080.96
5400 · ADMINISTRATION EXPS			
5405 · Administrative Salaries	400,539.75	433,905.60	(33,365.85)

Prairie Crossing Charter School
Profit & Loss Budget vs. Actual
 July 2017 through March 2018

	Jul '17 - Mar 18	Budget	\$ Over Budget
5415 · Admin TRS Expense	0.00	0.00	0.00
5420 · Admin FICA & Medicare	20,453.01	23,168.27	(2,715.26)
5425 · Admin Health Benefits Expense	41,028.21	36,250.83	4,777.38
5430 · Unemployment Compensation	0.00	0.00	0.00
5435 · Admin FSA Expense	0.00	0.00	0.00
5438 · Employment Expense - Other	1,507.13	1,810.00	(302.87)
5440 · Supplies	12,876.07	14,797.74	(1,921.67)
5445 · Furniture	543.98	9,960.00	(9,416.02)
5450 · Office Equipment	1,329.99	4,400.00	(3,070.01)
5455 · Computers	14,495.92	14,839.73	(343.81)
5460 · Computer Support	25,419.89	21,271.38	4,148.51
5465 · Equipment Rental	435.00	1,500.00	(1,065.00)
5470 · Equipment Maintenance	98.00	0.00	98.00
5475 · Admin Professional Development	1,448.91	8,000.00	(6,551.09)
5480 · Telecommunication	16,465.38	15,984.88	480.50
5485 · Accounting and Audit Fees	19,100.00	19,100.00	0.00
5488 · Accounting and Audit Fees - LLC	2,200.00	2,200.00	0.00
5490 · Payroll Service Fees	10,126.54	10,702.16	(575.62)
5495 · Printing and Copying	5,740.46	6,936.23	(1,195.77)
5500 · Postage and Shipping	1,297.77	2,402.73	(1,104.96)
5505 · Insurance (incl. Building Ins.)	52,532.09	52,464.39	67.70
5510 · Dues and Subscriptions	5,306.65	6,775.00	(1,468.35)
5515 · Board Related Expenses	19.00	1,000.00	(981.00)
5525 · Legal Fees	990.00	6,055.00	(5,065.00)
5530 · Bank Fees	3,467.45	3,374.83	92.62
5544 · Outreach Conferences/Partnershi	5,588.85	14,000.00	(8,411.15)
5545 · Community Outreach	51,197.10	58,837.00	(7,639.90)
5546 · Outreach Materials	4,071.85	13,000.00	(8,928.15)
5547 · Transportation	15,302.50	13,910.00	1,392.50
5550 · Contingency	0.00	0.00	0.00
5555 · Fee Waiver Expenses	42,259.29	50,432.02	(8,172.73)
5590 · Admin Discretionary	4,143.25	10,673.04	(6,529.79)
5595 · Other Admin Expenses	6,848.20	6,411.01	437.19
Total 5400 · ADMINISTRATION EXPS	766,832.24	864,161.84	(97,329.60)
5600 · SUPPORT SERVICES			
5605 · Special Ed Salaries	405,847.09	400,415.81	5,431.28
5610 · Spec Ed FICA & Medicare	17,457.44	14,209.65	3,247.79
5615 · Spec Ed Health Benefits	61,300.55	56,314.98	4,985.57
5625 · Auditory Services	10,769.30	10,543.50	225.80
5630 · Speech Services	62,058.04	53,634.48	8,423.56
5635 · OT/PT Services	48,322.75	60,606.00	(12,283.25)
5640 · Psychological Services	0.00	0.00	0.00
5641 · Behavioral Therapist Services	0.00	5,000.00	(5,000.00)
5642 · Nursing Services	23,272.61	47,760.00	(24,487.39)
5645 · Other Spec Ed Services	947.51	1,100.00	(152.49)
5646 · Out of District Placement	16,209.33	0.00	16,209.33
5650 · Special Ed Legal Fees	2,420.00	1,501.48	918.52
5655 · Special Ed CR Mats & Sups	6,444.57	3,071.76	3,372.81
5656 · ELL CR Materials & Supplies	1,459.56	287.71	1,171.85
5660 · Spec Ed Professional Developmpt	5,128.30	8,383.28	(3,254.98)
5661 · ELL Professional Development	681.44	2,500.00	(1,818.56)
Total 5600 · SUPPORT SERVICES	662,318.49	665,328.65	(3,010.16)
5700 · OPERATIONS & MAINT EXP			
5705 · Maintenance Salaries	95,745.02	93,647.47	2,097.55
5710 · Maint FICA & Medicare	9,158.53	8,106.41	1,052.12
5715 · Maint Health Benefits	11,601.65	10,471.32	1,130.33
5720 · Water and Sewer	4,597.18	3,900.23	696.95
5730 · Gas and Electricity	26,254.38	23,324.06	2,930.32
5735 · Garbage	936.82	1,136.04	(199.22)
5740 · Life Safety	12,607.14	8,278.98	4,328.16
5745 · Snow Removal	6,255.03	6,671.51	(416.48)
5750 · Summer Help	9,972.04	9,972.04	0.00
5755 · Winter Help	0.00	608.00	(608.00)

3:27 PM

04/10/18

Accrual Basis

Prairie Crossing Charter School
Profit & Loss Budget vs. Actual
 July 2017 through March 2018

	Jul '17 - Mar 18	Budget	\$ Over Budget
5765 · Maintenance Equipment	4,933.81	2,812.45	2,121.36
5770 · Maintenance Supplies	7,346.69	6,743.73	602.96
5775 · Long-Term Maint & Repairs	22,615.80	8,625.98	13,989.82
5795 · Other Maint Exps	528.55	2,076.71	(1,548.16)
Total 5700 · OPERATIONS & MAINT EXP	212,552.64	186,374.93	26,177.71
5800 · FUNDRAISING EXP			
5825 · Annual Appeal Develop Exps	358.09	500.00	(141.91)
5830 · Scholastic Book Fair	1,692.37	3,000.00	(1,307.63)
5835 · Prairie Pedal	0.00	0.00	0.00
5840 · Earthweek Exps	0.00	4,500.00	(4,500.00)
5865 · Green Team Exp - Rain Barrels	426.23	0.00	426.23
5875 · Spirit Wear / Gym Uniforms	0.00	9,000.00	(9,000.00)
5878 · Homecoming Exp	0.00	0.00	0.00
5880 · Dances Exp	442.66	600.00	(157.34)
5881 · Sustainable Schoolyard	0.00	0.00	0.00
5882 · Envir. Library Exp	0.00	0.00	0.00
5885 · Classroom Gardens Exp	0.00	0.00	0.00
5890 · Restricted Expense	0.00	0.00	0.00
5895 · Other Fundraising Exps	978.00	5,000.00	(4,022.00)
Total 5800 · FUNDRAISING EXP	3,897.35	22,600.00	(18,702.65)
5900 · GRANT EXPENSE			
5905 · IDEA Grant Exp	52,416.28	56,267.82	(3,851.54)
5906 · IDEA Preschool Grant	5,280.00	5,233.00	47.00
5910 · Title I Exp	28,176.46	26,218.71	1,957.75
5915 · Title II Teacher Quality Exp	175.00	2,050.02	(1,875.02)
5922 · Title IV - Student Support	1,213.70	3,750.00	(2,536.30)
5935 · Title III ELL - TBE/TPI	3,788.00	5,885.64	(2,097.64)
5995 · Other Grants Expeditures	75.00	9,375.00	(9,300.00)
5999 · School Rent Expense	0.00	0.00	0.00
Total 5900 · GRANT EXPENSE	91,124.44	108,780.19	(17,655.75)
Total Expense	3,311,810.43	3,510,531.88	(198,721.45)
Net Ordinary Income	1,131,005.77	853,762.70	277,243.07
Other Income/Expense			
Other Income			
7100 · NON OPERATING INC-PSO FUNDRAISG			
7102 · Fundraising			
7101 · Textile Drive	2,815.26	0.00	2,815.26
7103 · Box Tops	209.50	0.00	209.50
7104 · Food Events / Pizza Day	8,579.68	0.00	8,579.68
7107 · SCRIP	47,848.50	0.00	47,848.50
7108 · Plant Sale	688.00	0.00	688.00
7109 · Holiday Bazaar	2,829.30	0.00	2,829.30
7110 · Other	2,183.98	0.00	2,183.98
7111 · School Supply Packs	0.00	0.00	0.00
7112 · Spirit Wear - PSO	436.00	0.00	436.00
7114 · Dances - PSO sponsored	250.00	0.00	250.00
Total 7102 · Fundraising	65,840.22	0.00	65,840.22
Total 7100 · NON OPERATING INC-PSO FUNDRAISG	65,840.22	0.00	65,840.22
Total Other Income	65,840.22	0.00	65,840.22
Other Expense			
7200 · NON OPERATING EXPENSE			
7220 · PCCSHI-Mortgage Loan Interest			
7222 · LFB Loan Interest Expense	221,196.54	211,838.25	9,358.29
7226 · Gain/Loss on Interest Rate Swap	(102,679.60)	34,435.22	(137,114.82)
Total 7220 · PCCSHI-Mortgage Loan Interest	118,516.94	246,273.47	(127,756.53)

3:27 PM

04/10/18

Accrual Basis

Prairie Crossing Charter School
Profit & Loss Budget vs. Actual
 July 2017 through March 2018

	Jul '17 - Mar 18	Budget	\$ Over Budget
7227 · State Charter School Commission	130,548.66	98,259.66	32,289.00
7244 · Lease Interest Expense	779.97	762.05	17.92
7246 · Depreciation	65,689.11	73,029.85	(7,340.74)
7247 · Amortization	5,561.46	5,561.46	0.00
7248 · Depreciation - LLC	202,280.22	202,280.22	0.00
7249 · Amortization - LLC	21,028.50	19,914.03	1,114.47
7250 · Other Expense			
7258 · Other Expenses	0.00	0.00	0.00
Total 7250 · Other Expense	0.00	0.00	0.00
7300 · NON OPERATING-PSO EXPENSE			
7304 · Bank Fees	197.80	0.00	197.80
7308 · Plant Sale	344.00		
7311 · SCRIP	51,109.00	0.00	51,109.00
7313 · Holiday Bazaar	130.00	0.00	130.00
7314 · Dances - PSO Sponsored	0.00	0.00	0.00
7315 · Other Fundraising	2,974.09	0.00	2,974.09
7316 · Spirit Wear - PSO	167.00	0.00	167.00
7321 · Classroom Care	0.00	0.00	0.00
7322 · Teacher Sup Exp Reimb	2,392.12	0.00	2,392.12
7323 · Community Care/Family Social	363.47	0.00	363.47
7325 · PSO School Gifts	577.05		
7326 · Inschool Grants	26.07	0.00	26.07
7327 · Discretionary Hardship Fund	285.00	0.00	285.00
7328 · School Supply Packs	0.00	0.00	0.00
7329 · Textile Drive	67.64	0.00	67.64
Total 7300 · NON OPERATING-PSO EXPENSE	58,633.24	0.00	58,633.24
Total 7200 · NON OPERATING EXPENSE	603,038.10	646,080.74	(43,042.64)
Total Other Expense	603,038.10	646,080.74	(43,042.64)
Net Other Income	(537,197.88)	(646,080.74)	108,882.86
Net Income	593,807.89	207,681.96	386,125.93

Prairie Crossing Charter School
Profit & Loss Budget vs. Actual
March 2018

Ordinary Income/Expense	Mar 18	Budget	\$ Over Budget
Income			
4100 · GENERAL INCOME			
4105 · Reimbursement From ISBE	521,449.71	521,449.71	0.00
4110 · General Contributions	568.00	200.00	368.00
4115 · General Sponsorships	0.00	0.00	0.00
4125 · Restricted Contribs/Sponsorship	1,000.00	0.00	1,000.00
4130 · Matching Gifts	0.00	500.00	(500.00)
4199 · Consolidate	0.00	0.00	0.00
Total 4100 · GENERAL INCOME	523,017.71	522,149.71	868.00
4200 · GRANTS			
4205 · IDEA Grant	0.00	0.00	0.00
4206 · IDEA Preschool Grant	0.00	0.00	0.00
4215 · Title I Low Income	0.00	0.00	0.00
4220 · Title II Teacher Quality	0.00	0.00	0.00
4222 · Title IV - Student Support	0.00	0.00	0.00
4225 · Special Ed Personnel	6,740.60	0.00	6,740.60
4230 · Special Ed Fundg for Children	4,831.62	0.00	4,831.62
4235 · Title III ELL - TBE/TPI	442.94	0.00	442.94
4295 · Other Grants	0.00	0.00	0.00
Total 4200 · GRANTS	12,015.16	0.00	12,015.16
4300 · SCHOOL FEES INCOME			
4305 · Books/Materials/Activities	5,217.50	5,217.50	0.00
4310 · Out-of-District Tuition	2,507.20	2,507.20	0.00
Total 4300 · SCHOOL FEES INCOME	7,724.70	7,724.70	0.00
4400 · CLUBS & PROGRAMS			
4405 · Before and After School Program	1,010.00	200.00	810.00
4415 · Getting to Know You	0.00	0.00	0.00
4425 · Interscholastic Sports	5,764.60	7,050.00	(1,285.40)
4435 · Tae Kwon Do	0.00	0.00	0.00
4445 · Champions Club	0.00	0.00	0.00
4455 · Hot Lunch - Farm to Table	189.00	174.00	15.00
4465 · Student Council	0.00	0.00	0.00
4475 · Literary / Art Program	0.00	0.00	0.00
4495 · Other Clubs	880.00	200.00	680.00
Total 4400 · CLUBS & PROGRAMS	7,843.60	7,624.00	219.60
4500 · GENERAL FUNDRAISING INCOME			
4501 · In Kind Gifts Received	0.00	0.00	0.00
4502 · Annual Appeal	0.00	0.00	0.00
4505 · Auction	0.00	0.00	0.00
4510 · Scholastic Book Fairs	908.59	1,500.00	(591.41)
4515 · Prairie Pedal	0.00	0.00	0.00
4520 · Earthweek	165.00	2,400.00	(2,235.00)
4550 · Green Team - Rain Barrels, etc	0.00	0.00	0.00
4560 · Spirit Wear / Gym Uniforms	0.00	0.00	0.00
4565 · Dances Income	532.00	450.00	82.00
4595 · Other Fundraising Inc	0.00	0.00	0.00
Total 4500 · GENERAL FUNDRAISING INCOME	1,605.59	4,350.00	(2,744.41)
4700 · STUDENT PARTICIPATION INCOME			
4705 · 5th/6th Grade Trip	0.00	0.00	0.00
4710 · 7th Grade Trip	3,900.00	5,320.00	(1,420.00)
4712 · 7th Grade Fundraising	0.00	0.00	0.00
4715 · 8th Grade Trip	13,200.00	12,650.00	550.00
4717 · 8th Grade Fundraising	2,513.25	0.00	2,513.25
4720 · Graduation	0.00	0.00	0.00
4725 · Class Parties	0.00	0.00	0.00
4730 · Field Trips/Educ Activities Inc	0.00	855.20	(855.20)

3:27 PM

04/10/18

Accrual Basis

Prairie Crossing Charter School
Profit & Loss Budget vs. Actual
March 2018

	Mar 18	Budget	\$ Over Budget
Total 4700 · STUDENT PARTICIPATION INCOME	19,613.25	18,825.20	788.05
4800 · INVESTMENT & OTHER INCOME			
4805 · Rental Income	1,075.00	300.00	775.00
4815 · Snow Removal Income	0.00	1,100.00	(1,100.00)
4818 · Gifts in Kind - Goods	0.00	0.00	0.00
4820 · Interest Income - LFB	481.12	208.33	272.79
4825 · Interest Income - LLC	0.00	0.00	0.00
Total 4800 · INVESTMENT & OTHER INCOME	1,556.12	1,608.33	(52.21)
4998 · Investment Income (loss) in LLC	0.00	0.00	0.00
4999 · School Rent Income-LLC	0.00	0.00	0.00
Total Income	573,376.13	562,281.94	11,094.19
Gross Profit	573,376.13	562,281.94	11,094.19
Expense			
5100 · INSTRUCTION EXPS			
5105 · Instruction Salaries	152,576.48	146,070.25	6,506.23
5110 · Instruction Stipends	0.00	0.00	0.00
5115 · Merit Pay	0.00	0.00	0.00
5120 · Related FICA & Medicare Expense	6,279.86	4,917.26	1,362.60
5125 · Instruction TRS	2,245.75	2,412.10	(166.35)
5130 · Instruction Health Benefits Exp	17,211.46	19,325.61	(2,114.15)
5140 · Classroom Supplies	786.96	1,943.37	(1,156.41)
5145 · Educational Materials	229.72	2,119.85	(1,890.13)
5150 · Computer Supplies	493.19	2,000.00	(1,506.81)
5160 · Furniture	1,334.58	1,210.00	124.58
5165 · Other Instructional Equipment	0.00	0.00	0.00
5170 · Dues & Subscriptions	493.20	693.20	(200.00)
5175 · Instruction Prof Development	464.62	215.00	249.62
5180 · Farm Education	0.00	0.00	0.00
5181 · Environmental Learning	41.63	1,500.00	(1,458.37)
5182 · Environmental Ed Professional D	1,275.84	6,000.00	(4,724.16)
5183 · Environmental Library	0.00	0.00	0.00
5190 · Deans Discretionary	644.87	500.00	144.87
Total 5100 · INSTRUCTION EXPS	184,078.16	188,906.64	(4,828.48)
5200 · CLUBS & PROGRAMS EXP			
5205 · Before and After School Care	6,350.67	4,800.00	1,550.67
5210 · Getting to Know You	0.00	0.00	0.00
5215 · Interscholastic Sports	3,315.56	2,210.74	1,104.82
5225 · Tae Kwon Do	0.00	0.00	0.00
5240 · Champions Club	0.00	0.00	0.00
5260 · Extra Curricular Expense	0.00	2,000.00	(2,000.00)
5285 · Hot Lunch - Farm to Table	1,405.22	1,341.47	63.75
5295 · Other Club Exps	9,234.25	1,666.66	7,567.59
Total 5200 · CLUBS & PROGRAMS EXP	20,305.70	12,018.87	8,286.83
5300 · STUDENT PARTICIPATION EXPS			
5305 · Field Trips/Educ Activities Exp	1,500.38	1,780.10	(279.72)
5315 · Class Parties & Activities	0.00	0.00	0.00
5320 · 5/6 Grade Trip	0.00	0.00	0.00
5325 · 7th Grade Trip	3,766.00	4,705.99	(939.99)
5330 · 8th Grade Trip	4,865.00	34,593.83	(29,728.83)
5332 · 8th Grade Fundraising	105.00	0.00	105.00
5340 · Graduation	0.00	0.00	0.00
Total 5300 · STUDENT PARTICIPATION EXPS	10,236.38	41,079.92	(30,843.54)
5400 · ADMINISTRATION EXPS			
5405 · Administrative Salaries	45,634.08	50,170.63	(4,536.55)
5420 · Admin FICA & Medicare	2,408.68	2,692.57	(283.89)
5425 · Admin Health Benefits Expense	4,584.87	3,760.39	824.48
5430 · Unemployment Compensation	0.00	0.00	0.00

Prairie Crossing Charter School
Profit & Loss Budget vs. Actual
March 2018

	Mar 18	Budget	\$ Over Budget
5435 · Admin FSA Expense	0.00	0.00	0.00
5438 · Employment Expense - Other	60.00	60.00	0.00
5440 · Supplies	1,490.10	1,754.92	(264.82)
5445 · Furniture	0.00	2,000.00	(2,000.00)
5450 · Office Equipment	0.00	1,100.00	(1,100.00)
5455 · Computers	2,535.90	1,800.00	735.90
5460 · Computer Support	(47.20)	2,141.15	(2,188.35)
5465 · Equipment Rental	0.00	0.00	0.00
5470 · Equipment Maintenance	0.00	0.00	0.00
5475 · Admin Professional Development	0.00	2,000.00	(2,000.00)
5480 · Telecommunication	2,157.51	1,800.00	357.51
5485 · Accounting and Audit Fees	0.00	0.00	0.00
5488 · Accounting and Audit Fees - LLC	0.00	0.00	0.00
5490 · Payroll Service Fees	1,029.95	1,089.43	(59.48)
5495 · Printing and Copying	0.00	0.00	0.00
5500 · Postage and Shipping	80.00	419.00	(339.00)
5505 · Insurance (incl. Building Ins.)	5,496.01	5,496.01	0.00
5510 · Dues and Subscriptions	0.00	200.00	(200.00)
5515 · Board Related Expenses	0.00	0.00	0.00
5525 · Legal Fees	0.00	1,000.00	(1,000.00)
5530 · Bank Fees	361.17	430.12	(68.95)
5544 · Outreach Conferences/Partnershi	1,518.00	2,706.04	(1,188.04)
5545 · Community Outreach	8,010.21	10,426.34	(2,416.13)
5546 · Outreach Materials	0.00	1,850.00	(1,850.00)
5547 · Transportation	1,657.50	1,750.00	(92.50)
5550 · Contingency	0.00	0.00	0.00
5555 · Fee Waiver Expenses	3,937.33	8,795.60	(4,858.27)
5590 · Admin Discretionary	663.55	1,504.55	(841.00)
5595 · Other Admin Expenses	402.00	357.91	44.09
Total 5400 · ADMINISTRATION EXPS	81,979.66	105,304.66	(23,325.00)
5600 · SUPPORT SERVICES			
5605 · Special Ed Salaries	52,029.27	51,095.34	933.93
5610 · Spec Ed FICA & Medicare	2,241.84	1,749.69	492.15
5615 · Spec Ed Health Benefits	7,385.46	6,464.34	921.12
5625 · Auditory Services	978.00	1,446.00	(468.00)
5630 · Speech Services	5,923.72	6,860.72	(937.00)
5635 · OT/PT Services	(2,000.00)	5,446.75	(7,446.75)
5641 · Behavioral Therapist Services	0.00	1,000.00	(1,000.00)
5642 · Nursing Services	2,471.49	6,970.00	(4,498.51)
5645 · Other Spec Ed Services	73.75	0.00	73.75
5646 · Out of District Placement	6,038.77		
5650 · Special Ed Legal Fees	82.50	0.00	82.50
5655 · Special Ed CR Mats & Sups	2,449.55	0.00	2,449.55
5656 · ELL CR Materials & Supplies	60.76	0.00	60.76
5660 · Spec Ed Professional Developmt	105.84	4,401.67	(4,295.83)
5661 · ELL Professional Development	0.00	2,500.00	(2,500.00)
Total 5600 · SUPPORT SERVICES	77,840.95	87,934.51	(10,093.56)
5700 · OPERATIONS & MAINT EXP			
5705 · Maintenance Salaries	11,756.85	11,027.73	729.12
5710 · Maint FICA & Medicare	904.93	926.38	(21.45)
5715 · Maint Health Benefits	1,675.27	1,205.56	469.71
5720 · Water and Sewer	481.35	457.34	24.01
5730 · Gas and Electricity	4,401.70	3,063.56	1,338.14
5735 · Garbage	118.85	126.22	(7.37)
5740 · Life Safety	853.38	379.00	474.38
5745 · Snow Removal	263.62	1,128.84	(865.22)
5750 · Summer Help	0.00	0.00	0.00
5755 · Winter Help	0.00	0.00	0.00
5765 · Maintenance Equipment	177.51	0.00	177.51
5770 · Maintenance Supplies	1,083.49	370.88	712.61
5775 · Long-Term Maint & Repairs	3,022.73	250.56	2,772.17
5795 · Other Maint Exps	0.00	342.01	(342.01)

Prairie Crossing Charter School
Profit & Loss Budget vs. Actual
March 2018

	Mar 18	Budget	\$ Over Budget
Total 5700 · OPERATIONS & MAINT EXP	24,739.68	19,278.08	5,461.60
5800 · FUNDRAISING EXP			
5825 · Annual Appeal Develop Exps	0.00	0.00	0.00
5830 · Scholastic Book Fair	904.83	1,500.00	(595.17)
5840 · Earthweek Exps	0.00	4,500.00	(4,500.00)
5865 · Green Team Exp - Rain Barrels	34.59	0.00	34.59
5875 · Spirit Wear / Gym Uniforms	0.00	1,000.00	(1,000.00)
5880 · Dances Exp	0.00	0.00	0.00
5890 · Restricted Expense	0.00	0.00	0.00
5895 · Other Fundraising Exps	0.00	0.00	0.00
Total 5800 · FUNDRAISING EXP	939.42	7,000.00	(6,060.58)
5900 · GRANT EXPENSE			
5905 · IDEA Grant Exp	15,295.90	7,547.06	7,748.84
5906 · IDEA Preschool Grant	0.00	0.00	0.00
5910 · Title I Exp	4,564.67	3,648.43	916.24
5915 · Title II Teacher Quality Exp	0.00	316.66	(316.66)
5922 · Title IV - Student Support	452.84	750.00	(297.16)
5935 · Title III ELL - TBE/TPI	1,546.00	1,177.12	368.88
5995 · Other Grants Expeditures	75.00	1,875.00	(1,800.00)
5999 · School Rent Expense	0.00	0.00	0.00
Total 5900 · GRANT EXPENSE	21,934.41	15,314.27	6,620.14
Total Expense	422,054.36	476,836.95	(54,782.59)
Net Ordinary Income	151,321.77	85,444.99	65,876.78
Other Income/Expense			
Other Income			
7100 · NON OPERATING INC-PSO FUNDRAISG			
7102 · Fundraising			
7101 · Textile Drive	0.00	0.00	0.00
7103 · Box Tops	0.00	0.00	0.00
7104 · Food Events / Pizza Day	701.25	0.00	701.25
7107 · SCRIP	6,723.50	0.00	6,723.50
7108 · Plant Sale	0.00	0.00	0.00
7110 · Other	102.00	0.00	102.00
7112 · Spirit Wear - PSO	16.00	0.00	16.00
7114 · Dances - PSO sponsored	0.00	0.00	0.00
Total 7102 · Fundraising	7,542.75	0.00	7,542.75
Total 7100 · NON OPERATING INC-PSO FUNDRAISG	7,542.75	0.00	7,542.75
Total Other Income	7,542.75	0.00	7,542.75
Other Expense			
7200 · NON OPERATING EXPENSE			
7220 · PCCSHI-Mortgage Loan Interest			
7222 · LFB Loan Interest Expense	22,950.05	22,914.69	35.36
7226 · Gain/Loss on Interest Rate Swap	10,026.61	5,188.26	4,838.35
Total 7220 · PCCSHI-Mortgage Loan Interest	32,976.66	28,102.95	4,873.71
7227 · State Charter School Commission	32,451.61	0.00	32,451.61
7244 · Lease Interest Expense	78.78	80.74	(1.96)
7246 · Depreciation	7,298.79	8,114.42	(815.63)
7247 · Amortization	617.94	617.94	0.00
7248 · Depreciation - LLC	22,475.58	22,475.58	0.00
7249 · Amortization - LLC	2,336.50	2,212.67	123.83
7300 · NON OPERATING-PSO EXPENSE			
7304 · Bank Fees	8.50	0.00	8.50
7311 · SCRIP	4,343.98	0.00	4,343.98
7314 · Dances - PSO Sponsored	0.00	0.00	0.00
7315 · Other Fundraising	0.00	0.00	0.00
7316 · Spirit Wear - PSO	0.00	0.00	0.00

3:27 PM

04/10/18

Accrual Basis

Prairie Crossing Charter School
Profit & Loss Budget vs. Actual
March 2018

	<u>Mar 18</u>	<u>Budget</u>	<u>\$ Over Budget</u>
7322 · Teacher Sup Exp Reimb	642.57	0.00	642.57
7323 · Community Care/Family Social	10.00	0.00	10.00
7326 · Inschool Grants	0.00	0.00	0.00
Total 7300 · NON OPERATING-PSO EXPENSE	<u>5,005.05</u>	<u>0.00</u>	<u>5,005.05</u>
Total 7200 · NON OPERATING EXPENSE	<u>103,240.91</u>	<u>61,604.30</u>	<u>41,636.61</u>
Total Other Expense	<u>103,240.91</u>	<u>61,604.30</u>	<u>41,636.61</u>
Net Other Income	<u>(95,698.16)</u>	<u>(61,604.30)</u>	<u>(34,093.86)</u>
Net Income	<u><u>55,623.61</u></u>	<u><u>23,840.69</u></u>	<u><u>31,782.92</u></u>

3:27 PM

04/10/18

Accrual Basis

Prairie Crossing Charter School
Balance Sheet Prev Year Comparison
As of March 31, 2018

	Mar 31, 18	Mar 31, 17	\$ Change
ASSETS			
Current Assets			
Checking/Savings			
1100 · Cash			
1110 · LFB Operating 379719	2,153,565.94	1,791,270.65	362,295.29
1115 · Money Market 8100003238	660,089.13	659,775.60	313.53
1130 · PCCS Building 379727	171,915.83	192,089.61	(20,173.78)
1140 · PCCS Holdings 393851	5,946.45	5,946.45	0.00
1150 · PSO State Bank	56,832.51	48,803.28	8,029.23
1160 · Petty Cash	300.00	300.00	0.00
Total 1100 · Cash	3,048,649.86	2,698,185.59	350,464.27
Total Checking/Savings	3,048,649.86	2,698,185.59	350,464.27
Accounts Receivable			
1200 · Accounts Receivable	20,614.22	17,436.71	3,177.51
Total Accounts Receivable	20,614.22	17,436.71	3,177.51
Other Current Assets			
12000 · Undeposited Funds	912.00	0.00	912.00
1300 · Other Assets			
1320 · Prepaid Expense	24,434.32	25,718.51	(1,284.19)
1330 · Charter Renewal Fees	9,268.90	16,684.18	(7,415.28)
8999 · Due to Holdings	26,083.00	(8,817.00)	34,900.00
9999 · Due from PCCS - LLC	(26,083.00)	8,817.00	(34,900.00)
Total 1300 · Other Assets	33,703.22	42,402.69	(8,699.47)
Total Other Current Assets	34,615.22	42,402.69	(7,787.47)
Total Current Assets	3,103,879.30	2,758,024.99	345,854.31
Fixed Assets			
1400 · Fixed Assets			
1405 · Software	49,819.95	49,819.95	0.00
1420 · Computers - New Building	255,409.26	232,226.26	23,183.00
1430 · Equipment	248,690.23	248,690.23	0.00
1435 · Vehicle	34,800.00	34,800.00	0.00
1440 · Office Equipment - Other	131,856.35	131,856.35	0.00
1445 · HVAC / Boiler	49,118.80	49,118.80	0.00
1450 · Furniture & Fixtures - New Bldg	148,000.41	148,000.41	0.00
1460 · Furniture & Fixtures - Other	250,780.12	221,075.85	29,704.27
1470 · Construction in Process - SSY	5,857.48	5,857.48	0.00
1490 · Accumulated Depreciation	(964,499.22)	(874,853.65)	(89,645.57)
Total 1400 · Fixed Assets	209,833.38	246,591.68	(36,758.30)
Total Fixed Assets	209,833.38	246,591.68	(36,758.30)
Other Assets			
1600 · Investment in LLC			
1605 · Investment in PCCS Holdings LLC	1,156,527.00	1,137,732.00	18,795.00
1607 · Capitalized Closing Costs	573,069.20	602,221.72	(29,152.52)
1610 · PCCSHI-pledged Deposit	306,696.43	306,696.43	0.00
1620 · PCCSHI-Phase I Building	3,739,589.58	3,739,589.58	0.00
1630 · PCCSHI-Buildings	1,583,865.94	1,369,027.82	214,838.12
1640 · PCCSHI-Phase II Building	4,830,564.41	4,830,564.41	0.00
1650 · PCCSHI-Land	976,852.54	976,852.54	0.00
1655 · PCCSHI - Land Improvement	224,097.43	224,097.43	0.00
1660 · PCCSHI-Accumulated Depreciation	(3,338,616.84)	(3,068,909.91)	(269,706.93)
1699 · Consolidate	(1,156,527.00)	(1,137,732.00)	(18,795.00)
Total 1600 · Investment in LLC	8,896,118.69	8,980,140.02	(84,021.33)
Total Other Assets	8,896,118.69	8,980,140.02	(84,021.33)
TOTAL ASSETS	12,209,831.37	11,984,756.69	225,074.68

Prairie Crossing Charter School
Balance Sheet Prev Year Comparison
As of March 31, 2018

	Mar 31, 18	Mar 31, 17	\$ Change
LIABILITIES & EQUITY			
Liabilities			
Current Liabilities			
Accounts Payable			
2002 · Accounts Payables	71,471.30	44,226.17	27,245.13
Total Accounts Payable	71,471.30	44,226.17	27,245.13
Other Current Liabilities			
2050 · Other Current Liabilities			
2051 · Operation Sidewalk Makeover	2,043.10	2,043.10	0.00
2052 · Compost Buckets	279.28	279.28	0.00
2053 · Camping Equipment	8,898.39	7,293.43	1,604.96
2054 · Green Team Events	97.17	18.00	79.17
2057 · Student Council	388.00	388.00	0.00
2058 · Athletics	4,542.35	5,244.35	(702.00)
2059 · Dances	1,967.18	1,824.94	142.24
2061 · Restricted Contributions-other	780.40	1,225.60	(445.20)
2068 · Annual Appeal	4,911.56	4,911.56	0.00
2069 · Auction Restricted Gifts	771.48	771.48	0.00
Total 2050 · Other Current Liabilities	24,678.91	23,999.74	679.17
2106 · LLC Accrued Expenses	(1,331.00)	(1,331.00)	0.00
2151 · Deferred Revenue-Fees	13,304.75	13,769.50	(464.75)
2152 · Deferred Revenue - ISBE	1,411,072.90	1,207,072.66	204,000.24
2200 · Accrued Interest	18,322.09	18,322.09	0.00
2201 · Accrued Payroll Liabilities			
2210 · Accrued Salaries	167,686.65	158,110.56	9,576.09
2212 · Accrued FICA/Medicare/TRS Bonus	5,356.12	4,927.20	428.92
2235 · Equitable - 403B Payable	0.00	1,235.00	(1,235.00)
2245 · THIS Payable	0.00	729.23	(729.23)
2250 · TRS Payable	0.00	5,860.15	(5,860.15)
Total 2201 · Accrued Payroll Liabilities	173,042.77	170,862.14	2,180.63
2300 · Capital Lease Obligations - ST	1,213.76	1,143.24	70.52
Total Other Current Liabilities	1,640,304.18	1,433,838.37	206,465.81
Total Current Liabilities	1,711,775.48	1,478,064.54	233,710.94
Long Term Liabilities			
2500 · Capital Lease Obligations - LT	14,142.41	18,890.35	(4,747.94)
2607 · Series 2011 Revenue Bonds	7,587,232.00	7,837,056.32	(249,824.32)
2608 · Interest Rate Swap Liability	(153,220.32)	67,231.46	(220,451.78)
Total Long Term Liabilities	7,448,154.09	7,923,178.13	(475,024.04)
Total Liabilities	9,159,929.57	9,401,242.67	(241,313.10)
Equity			
3200 · PCCS Net Assets	1,882,924.88	1,882,924.88	0.00
3210 · PCCS - Temporarily Restricted	7,323.00	7,323.00	0.00
3500 · LLC Net Assets	1,095,535.00	1,095,535.00	0.00
3900 · Retained Earnings	1,107,733.03	1,033,444.63	74,288.40
3999 · Consolidate	(1,637,422.00)	(1,637,422.00)	0.00
Net Income	593,807.89	201,708.51	392,099.38
Total Equity	3,049,901.80	2,583,514.02	466,387.78
TOTAL LIABILITIES & EQUITY	12,209,831.37	11,984,756.69	225,074.68

Prairie Crossing Charter School
Profit & Loss Prev Year Comparison
 July 2017 through March 2018

	Jul '17 - Mar 18	Jul '16 - Mar 17	\$ Change
Ordinary Income/Expense			
Income			
4100 · GENERAL INCOME			
4105 · Reimbursement From ISBE	3,910,872.83	3,467,808.45	443,064.38
4110 · General Contributions	1,812.09	4,247.29	(2,435.20)
4125 · Restricted Contribs/Sponsorship	1,399.88	1,656.00	(256.12)
4130 · Matching Gifts	3,350.00	1,100.00	2,250.00
Total 4100 · GENERAL INCOME	3,917,434.80	3,474,811.74	442,623.06
4200 · GRANTS			
4205 · IDEA Grant	28,920.00	28,923.00	(3.00)
4206 · IDEA Preschool Grant	5,233.00	0.00	5,233.00
4215 · Title I Low Income	18,396.00	9,340.00	9,056.00
4220 · Title II Teacher Quality	150.00	0.00	150.00
4222 · Title IV - Student Support	706.00	0.00	706.00
4225 · Special Ed Personnel	53,924.80	0.00	53,924.80
4230 · Special Ed Fundg for Children	38,652.96	0.00	38,652.96
4235 · Title III ELL - TBE/TPI	3,543.52	0.00	3,543.52
4295 · Other Grants	20,754.03	0.00	20,754.03
Total 4200 · GRANTS	170,280.31	38,263.00	132,017.31
4300 · SCHOOL FEES INCOME			
4305 · Books/Materials/Activities	39,261.25	48,327.70	(9,066.45)
4310 · Out-of-District Tuition	18,804.00	6,757.80	12,046.20
Total 4300 · SCHOOL FEES INCOME	58,065.25	55,085.50	2,979.75
4400 · CLUBS & PROGRAMS			
4405 · Before and After School Program	120,629.06	133,891.20	(13,262.14)
4415 · Getting to Know You	2,760.00	2,420.00	340.00
4425 · Interscholastic Sports	21,754.25	21,731.93	22.32
4435 · Tae Kwon Do	2,400.00	2,060.00	340.00
4445 · Champions Club	1,200.00	1,406.67	(206.67)
4455 · Hot Lunch - Farm to Table	10,779.00	11,542.00	(763.00)
4495 · Other Clubs	28,069.00	19,934.40	8,134.60
Total 4400 · CLUBS & PROGRAMS	187,591.31	192,986.20	(5,394.89)
4500 · GENERAL FUNDRAISING INCOME			
4502 · Annual Appeal	8,695.00	7,800.00	895.00
4510 · Scholastic Book Fairs	1,696.13	1,827.37	(131.24)
4520 · Earthweek	165.00	2,394.00	(2,229.00)
4550 · Green Team - Rain Barrels, etc	293.00	410.00	(117.00)
4565 · Dances Income	922.00	1,506.00	(584.00)
4595 · Other Fundraising Inc	1,217.54	545.00	672.54
Total 4500 · GENERAL FUNDRAISING INCOME	12,988.67	14,482.37	(1,493.70)
4700 · STUDENT PARTICIPATION INCOME			
4710 · 7th Grade Trip	3,900.00	4,600.00	(700.00)
4715 · 8th Grade Trip	49,250.00	54,740.00	(5,490.00)
4717 · 8th Grade Fundraising	16,211.97	14,142.00	2,069.97
4725 · Class Parties	372.00	981.00	(609.00)
4730 · Field Trips/Educ Activities Inc	10,751.75	11,947.20	(1,195.45)
Total 4700 · STUDENT PARTICIPATION INCOME	80,485.72	86,410.20	(5,924.48)
4800 · INVESTMENT & OTHER INCOME			
4805 · Rental Income	5,627.50	14,655.00	(9,027.50)
4815 · Snow Removal Income	6,810.00	5,585.00	1,225.00
4820 · Interest Income - LFB	3,532.64	1,612.08	1,920.56
Total 4800 · INVESTMENT & OTHER INCOME	15,970.14	21,852.08	(5,881.94)
Total Income	4,442,816.20	3,883,891.09	558,925.11
Gross Profit	4,442,816.20	3,883,891.09	558,925.11

Prairie Crossing Charter School
Profit & Loss Prev Year Comparison
July 2017 through March 2018

Expense	Jul '17 - Mar 18	Jul '16 - Mar 17	\$ Change
5100 · INSTRUCTION EXPS			
5105 · Instruction Salaries	1,079,807.61	1,047,489.46	32,318.15
5110 · Instruction Stipends	980.00	3,365.00	(2,385.00)
5120 · Related FICA & Medicare Expense	46,242.21	40,373.83	5,868.38
5125 · Instruction TRS	19,093.68	16,155.93	2,937.75
5130 · Instruction Health Benefits Exp	143,527.31	144,633.52	(1,106.21)
5140 · Classroom Supplies	8,584.66	9,223.29	(638.63)
5145 · Educational Materials	37,292.49	25,659.94	11,632.55
5150 · Computer Supplies	2,021.25	7,073.32	(5,052.07)
5160 · Furniture	9,203.27	2,161.33	7,041.94
5165 · Other Instructional Equipment	472.59	495.91	(23.32)
5170 · Dues & Subscriptions	5,034.64	5,726.34	(691.70)
5175 · Instruction Prof Development	6,575.12	3,826.84	2,748.28
5180 · Farm Education	2,700.00	0.00	2,700.00
5181 · Environmental Learning	7,756.14	1,349.49	6,406.65
5182 · Environmental Ed Professional D	7,721.65	4,412.59	3,309.06
5183 · Environmental Library	12,265.40	0.00	12,265.40
5190 · Deans Discretionary	3,235.31	2,378.41	856.90
Total 5100 · INSTRUCTION EXPS	1,392,513.33	1,314,325.20	78,188.13
5200 · CLUBS & PROGRAMS EXP			
5205 · Before and After School Care	38,317.59	50,581.55	(12,263.96)
5210 · Getting to Know You	982.90	2,420.00	(1,437.10)
5215 · Interscholastic Sports	20,062.91	17,258.23	2,804.68
5225 · Tae Kwon Do	2,400.00	1,510.00	890.00
5240 · Champions Club	1,200.00	1,406.67	(206.67)
5260 · Extra Curricular Expense	2,160.00	597.00	1,563.00
5285 · Hot Lunch - Farm to Table	8,626.39	7,461.85	1,164.54
5295 · Other Club Exps	22,933.25	13,972.08	8,961.17
Total 5200 · CLUBS & PROGRAMS EXP	96,683.04	95,207.38	1,475.66
5300 · STUDENT PARTICIPATION EXPS			
5305 · Field Trips/Educ Activities Exp	11,909.32	14,355.94	(2,446.62)
5315 · Class Parties & Activities	384.00	870.36	(486.36)
5320 · 5/6 Grade Trip	0.00	689.58	(689.58)
5325 · 7th Grade Trip	3,766.00	3,766.00	0.00
5330 · 8th Grade Trip	59,049.17	56,048.07	3,001.10
5332 · 8th Grade Fundraising	10,780.41	10,942.68	(162.27)
Total 5300 · STUDENT PARTICIPATION EXPS	85,888.90	86,672.63	(783.73)
5400 · ADMINISTRATION EXPS			
5405 · Administrative Salaries	400,539.75	386,201.85	14,337.90
5420 · Admin FICA & Medicare	20,453.01	22,314.58	(1,861.57)
5425 · Admin Health Benefits Expense	41,028.21	31,821.41	9,206.80
5435 · Admin FSA Expense	0.00	276.85	(276.85)
5438 · Employment Expense - Other	1,507.13	1,921.55	(414.42)
5440 · Supplies	12,876.07	13,052.77	(176.70)
5445 · Furniture	543.98	1,195.00	(651.02)
5450 · Office Equipment	1,329.99	0.00	1,329.99
5455 · Computers	14,495.92	6,322.42	8,173.50
5460 · Computer Support	25,419.89	15,823.41	9,596.48
5465 · Equipment Rental	435.00	0.00	435.00
5470 · Equipment Maintenance	98.00	0.00	98.00
5475 · Admin Professional Development	1,448.91	1,372.27	76.64
5480 · Telecommunication	16,465.38	14,889.16	1,576.22
5485 · Accounting and Audit Fees	19,100.00	19,100.00	0.00
5488 · Accounting and Audit Fees - LLC	2,200.00	2,200.00	0.00
5490 · Payroll Service Fees	10,126.54	9,848.71	277.83
5495 · Printing and Copying	5,740.46	4,154.90	1,585.56
5500 · Postage and Shipping	1,297.77	1,579.50	(281.73)
5505 · Insurance (incl. Building Ins.)	52,532.09	48,940.95	3,591.14
5510 · Dues and Subscriptions	5,306.65	6,075.00	(768.35)
5515 · Board Related Expenses	19.00	89.84	(70.84)

Prairie Crossing Charter School
Profit & Loss Prev Year Comparison
July 2017 through March 2018

	Jul '17 - Mar 18	Jul '16 - Mar 17	\$ Change
5525 · Legal Fees	990.00	2,688.96	(1,698.96)
5530 · Bank Fees	3,467.45	2,977.38	490.07
5544 · Outreach Conferences/Partnershi	5,588.85	7,404.18	(1,815.33)
5545 · Community Outreach	51,197.10	47,865.44	3,331.66
5546 · Outreach Materials	4,071.85	4,438.65	(366.80)
5547 · Transportation	15,302.50	10,845.00	4,457.50
5555 · Fee Waiver Expenses	42,259.29	25,476.76	16,782.53
5590 · Admin Discretionary	4,143.25	6,928.38	(2,785.13)
5595 · Other Admin Expenses	6,848.20	2,475.25	4,372.95
Total 5400 · ADMINISTRATION EXPS	766,832.24	698,280.17	68,552.07
5600 · SUPPORT SERVICES			
5605 · Special Ed Salaries	405,847.09	378,506.03	27,341.06
5610 · Spec Ed FICA & Medicare	17,457.44	13,963.18	3,494.26
5615 · Spec Ed Health Benefits	61,300.55	44,444.59	16,855.96
5625 · Auditory Services	10,769.30	9,223.50	1,545.80
5630 · Speech Services	62,058.04	59,636.62	2,421.42
5635 · OT/PPT Services	48,322.75	58,135.75	(9,813.00)
5641 · Behavioral Therapist Services	0.00	760.00	(760.00)
5642 · Nursing Services	23,272.61	21,072.37	2,200.24
5645 · Other Spec Ed Services	947.51	342.00	605.51
5646 · Out of District Placement	16,209.33	0.00	16,209.33
5650 · Special Ed Legal Fees	2,420.00	2,243.98	176.02
5655 · Special Ed CR Mats & Sups	6,444.57	3,782.88	2,661.69
5656 · ELL CR Materials & Supplies	1,459.56	287.71	1,171.85
5660 · Spec Ed Professional Developmt	5,128.30	4,787.74	340.56
5661 · ELL Professional Development	681.44	55.00	626.44
Total 5600 · SUPPORT SERVICES	662,318.49	597,241.35	65,077.14
5700 · OPERATIONS & MAINT EXP			
5705 · Maintenance Salaries	95,745.02	87,256.81	8,488.21
5710 · Maint FICA & Medicare	9,158.53	7,808.37	1,350.16
5715 · Maint Health Benefits	11,601.65	9,792.09	1,809.56
5720 · Water and Sewer	4,597.18	3,610.95	986.23
5730 · Gas and Electricity	26,254.38	23,636.58	2,617.80
5735 · Garbage	936.82	1,035.00	(98.18)
5740 · Life Safety	12,607.14	9,545.12	3,062.02
5745 · Snow Removal	6,255.03	5,574.95	680.08
5750 · Summer Help	9,972.04	5,291.00	4,681.04
5765 · Maintenance Equipment	4,933.81	1,707.13	3,226.68
5770 · Maintenance Supplies	7,346.69	6,021.21	1,325.48
5775 · Long-Term Maint & Repairs	22,615.80	6,391.63	16,224.17
5795 · Other Maint Exps	528.55	1,676.71	(1,148.16)
Total 5700 · OPERATIONS & MAINT EXP	212,552.64	169,347.55	43,205.09
5800 · FUNDRAISING EXP			
5825 · Annual Appeal Develop Exps	358.09	187.76	170.33
5830 · Scholastic Book Fair	1,692.37	1,827.37	(135.00)
5865 · Green Team Exp - Rain Barrels	426.23	395.81	30.42
5880 · Dances Exp	442.66	600.00	(157.34)
5890 · Restricted Expense	0.00	1,509.00	(1,509.00)
5895 · Other Fundraising Exps	978.00	545.00	433.00
Total 5800 · FUNDRAISING EXP	3,897.35	5,064.94	(1,167.59)
5900 · GRANT EXPENSE			
5905 · IDEA Grant Exp	52,416.28	48,604.57	3,811.71
5906 · IDEA Preschool Grant	5,280.00	0.00	5,280.00
5910 · Title I Exp	28,176.46	22,257.20	5,919.26
5915 · Title II Teacher Quality Exp	175.00	825.00	(650.00)
5922 · Title IV - Student Support	1,213.70	0.00	1,213.70
5935 · Title III ELL - TBE/TPI	3,788.00	4,923.97	(1,135.97)
5995 · Other Grants Expenditures	75.00	3,077.14	(3,002.14)

Prairie Crossing Charter School
Profit & Loss Prev Year Comparison
July 2017 through March 2018

	Jul '17 - Mar 18	Jul '16 - Mar 17	\$ Change
Total 5900 · GRANT EXPENSE	91,124.44	79,687.88	11,436.56
Total Expense	3,311,810.43	3,045,827.10	265,983.33
Net Ordinary Income	1,131,005.77	838,063.99	292,941.78
Other Income/Expense			
Other Income			
7100 · NON OPERATING INC-PSO FUNDRAISG			
7102 · Fundraising			
7101 · Textile Drive	2,815.26	3,777.25	(961.99)
7103 · Box Tops	209.50	184.80	24.70
7104 · Food Events / Pizza Day	8,579.68	0.00	8,579.68
7107 · SCRIP	47,848.50	47,677.96	170.54
7108 · Plant Sale	688.00	0.00	688.00
7109 · Holiday Bazaar	2,829.30	2,768.41	60.89
7110 · Other	2,183.98	1,966.00	217.98
7112 · Spirit Wear - PSO	436.00	0.00	436.00
7114 · Dances - PSO sponsored	250.00	0.00	250.00
Total 7102 · Fundraising	65,840.22	56,374.42	9,465.80
Total 7100 · NON OPERATING INC-PSO FUNDRAISG	65,840.22	56,374.42	9,465.80
Total Other Income	65,840.22	56,374.42	9,465.80
Other Expense			
7200 · NON OPERATING EXPENSE			
7220 · PCCSHI-Mortgage Loan Interest			
7222 · LFB Loan Interest Expense	221,196.54	219,773.09	1,423.45
7226 · Gain/Loss on Interest Rate Swap	(102,679.60)	41,811.28	(144,490.88)
Total 7220 · PCCSHI-Mortgage Loan Interest	118,516.94	261,584.37	(143,067.43)
7227 · State Charter School Commission	130,548.66	86,582.84	43,965.82
7244 · Lease Interest Expense	779.97	985.29	(205.32)
7246 · Depreciation	65,689.11	65,689.11	0.00
7247 · Amortization	5,561.46	5,561.46	0.00
7248 · Depreciation - LLC	202,280.22	202,280.22	0.00
7249 · Amortization - LLC	21,028.50	19,914.03	1,114.47
7300 · NON OPERATING-PSO EXPENSE			
7304 · Bank Fees	197.80	644.40	(446.60)
7308 · Plant Sale	344.00	0.00	344.00
7311 · SCRIP	51,109.00	47,094.32	4,014.68
7313 · Holiday Bazaar	130.00	407.08	(277.08)
7315 · Other Fundraising	2,974.09	702.63	2,271.46
7316 · Spirit Wear - PSO	167.00	0.00	167.00
7322 · Teacher Sup Exp Reimb	2,392.12	914.20	1,477.92
7323 · Community Care/Family Social	363.47	349.95	13.52
7325 · PSO School Gifts	577.05	0.00	577.05
7326 · Inschool Grants	26.07	20.00	6.07
7327 · Discretionary Hardship Fund	285.00	0.00	285.00
7329 · Textile Drive	67.64	0.00	67.64
Total 7300 · NON OPERATING-PSO EXPENSE	58,633.24	50,132.58	8,500.66
Total 7200 · NON OPERATING EXPENSE	603,038.10	692,729.90	(89,691.80)
Total Other Expense	603,038.10	692,729.90	(89,691.80)
Net Other Income	(537,197.88)	(636,355.48)	99,157.60
Net Income	593,807.89	201,708.51	392,099.38

Prairie Crossing Charter School
Profit & Loss Prev Year Comparison
March 2018

	Mar 18	Mar 17	\$ Change
Ordinary Income/Expense			
Income			
4100 · GENERAL INCOME			
4105 · Reimbursement From ISBE	521,449.71	462,374.46	59,075.25
4110 · General Contributions	568.00	151.15	416.85
4125 · Restricted Contribs/Sponsorship	1,000.00	136.00	864.00
Total 4100 · GENERAL INCOME	523,017.71	462,661.61	60,356.10
4200 · GRANTS			
4225 · Special Ed Personnel	6,740.60	0.00	6,740.60
4230 · Special Ed Fundg for Children	4,831.62	0.00	4,831.62
4235 · Title III ELL - TBE/TPI	442.94	0.00	442.94
Total 4200 · GRANTS	12,015.16	0.00	12,015.16
4300 · SCHOOL FEES INCOME			
4305 · Books/Materials/Activities	5,217.50	5,137.00	80.50
4310 · Out-of-District Tuition	2,507.20	0.00	2,507.20
Total 4300 · SCHOOL FEES INCOME	7,724.70	5,137.00	2,587.70
4400 · CLUBS & PROGRAMS			
4405 · Before and After School Program	1,010.00	1,469.50	(459.50)
4425 · Interscholastic Sports	5,764.60	7,050.00	(1,285.40)
4455 · Hot Lunch - Farm to Table	189.00	174.00	15.00
4495 · Other Clubs	880.00	120.00	760.00
Total 4400 · CLUBS & PROGRAMS	7,843.60	8,813.50	(969.90)
4500 · GENERAL FUNDRAISING INCOME			
4510 · Scholastic Book Fairs	908.59	1,184.00	(275.41)
4520 · Earthweek	165.00	2,394.00	(2,229.00)
4565 · Dances Income	532.00	624.00	(92.00)
Total 4500 · GENERAL FUNDRAISING INCOME	1,605.59	4,202.00	(2,596.41)
4700 · STUDENT PARTICIPATION INCOME			
4710 · 7th Grade Trip	3,900.00	4,600.00	(700.00)
4715 · 8th Grade Trip	13,200.00	12,650.00	550.00
4717 · 8th Grade Fundraising	2,513.25	0.00	2,513.25
4730 · Field Trips/Educ Activities Inc	0.00	855.20	(855.20)
Total 4700 · STUDENT PARTICIPATION INCOME	19,613.25	18,105.20	1,508.05
4800 · INVESTMENT & OTHER INCOME			
4805 · Rental Income	1,075.00	2,355.00	(1,280.00)
4815 · Snow Removal Income	0.00	1,015.00	(1,015.00)
4820 · Interest Income - LFB	481.12	230.35	250.77
Total 4800 · INVESTMENT & OTHER INCOME	1,556.12	3,600.35	(2,044.23)
Total Income	573,376.13	502,519.66	70,856.47
Gross Profit	573,376.13	502,519.66	70,856.47
Expense			
5100 · INSTRUCTION EXPS			
5105 · Instruction Salaries	152,576.48	146,626.64	5,949.84
5120 · Related FICA & Medicare Expense	6,279.86	5,845.64	434.22
5125 · Instruction TRS	2,245.75	2,096.24	149.51
5130 · Instruction Health Benefits Exp	17,211.46	15,165.00	2,046.46
5140 · Classroom Supplies	786.96	115.44	671.52
5145 · Educational Materials	229.72	529.34	(299.62)
5150 · Computer Supplies	493.19	1,726.91	(1,233.72)
5160 · Furniture	1,334.58	0.00	1,334.58
5170 · Dues & Subscriptions	493.20	0.00	493.20
5175 · Instruction Prof Development	464.62	215.00	249.62
5181 · Environmental Learning	41.63	21.98	19.65
5182 · Environmental Ed Professional D	1,275.84	1,214.49	61.35

3:28 PM

04/10/18

Accrual Basis

Prairie Crossing Charter School
Profit & Loss Prev Year Comparison
March 2018

	Mar 18	Mar 17	\$ Change
5190 · Deans Discretionary	644.87	45.66	599.21
Total 5100 · INSTRUCTION EXPS	184,078.16	173,602.34	10,475.82
5200 · CLUBS & PROGRAMS EXP			
5205 · Before and After School Care	6,350.67	8,355.61	(2,004.94)
5215 · Interscholastic Sports	3,315.56	2,210.74	1,104.82
5285 · Hot Lunch - Farm to Table	1,405.22	2,174.11	(768.89)
5295 · Other Club Exps	9,234.25	5,163.40	4,070.85
Total 5200 · CLUBS & PROGRAMS EXP	20,305.70	17,903.86	2,401.84
5300 · STUDENT PARTICIPATION EXPS			
5305 · Field Trips/Educ Activities Exp	1,500.38	1,780.10	(279.72)
5325 · 7th Grade Trip	3,766.00	3,766.00	0.00
5330 · 8th Grade Trip	4,865.00	34,593.83	(29,728.83)
5332 · 8th Grade Fundraising	105.00	0.00	105.00
Total 5300 · STUDENT PARTICIPATION EXPS	10,236.38	40,139.93	(29,903.55)
5400 · ADMINISTRATION EXPS			
5405 · Administrative Salaries	45,634.08	43,920.72	1,713.36
5420 · Admin FICA & Medicare	2,408.68	2,479.85	(71.17)
5425 · Admin Health Benefits Expense	4,584.87	3,870.69	714.18
5438 · Employment Expense - Other	60.00	60.00	0.00
5440 · Supplies	1,490.10	1,702.03	(211.93)
5455 · Computers	2,535.90	1,626.75	909.15
5460 · Computer Support	(47.20)	1,141.15	(1,188.35)
5475 · Admin Professional Development	0.00	418.04	(418.04)
5480 · Telecommunication	2,157.51	1,643.95	513.56
5490 · Payroll Service Fees	1,029.95	989.43	40.52
5500 · Postage and Shipping	80.00	119.00	(39.00)
5505 · Insurance (incl. Building Ins.)	5,496.01	5,244.55	251.46
5525 · Legal Fees	0.00	27.50	(27.50)
5530 · Bank Fees	361.17	430.12	(68.95)
5544 · Outreach Conferences/Partnershi	1,518.00	1,275.58	242.42
5545 · Community Outreach	8,010.21	5,483.66	2,526.55
5547 · Transportation	1,657.50	0.00	1,657.50
5555 · Fee Waiver Expenses	3,937.33	1,281.32	2,656.01
5590 · Admin Discretionary	663.55	1,504.55	(841.00)
5595 · Other Admin Expenses	402.00	47.91	354.09
Total 5400 · ADMINISTRATION EXPS	81,979.66	73,266.80	8,712.86
5600 · SUPPORT SERVICES			
5605 · Special Ed Salaries	52,029.27	47,095.34	4,933.93
5610 · Spec Ed FICA & Medicare	2,241.84	1,749.69	492.15
5615 · Spec Ed Health Benefits	7,385.46	5,966.08	1,419.38
5625 · Auditory Services	978.00	1,446.00	(468.00)
5630 · Speech Services	5,923.72	5,860.72	63.00
5635 · OT/PT Services	(2,000.00)	5,446.75	(7,446.75)
5641 · Behavioral Therapist Services	0.00	525.00	(525.00)
5642 · Nursing Services	2,471.49	2,113.64	357.85
5645 · Other Spec Ed Services	73.75	0.00	73.75
5646 · Out of District Placement	6,038.77	0.00	6,038.77
5650 · Special Ed Legal Fees	82.50	0.00	82.50
5655 · Special Ed CR Mats & Sups	2,449.55	0.00	2,449.55
5656 · ELL CR Materials & Supplies	60.76	0.00	60.76
5660 · Spec Ed Professional Developmt	105.84	390.28	(284.44)
5661 · ELL Professional Development	0.00	55.00	(55.00)
Total 5600 · SUPPORT SERVICES	77,840.95	70,648.50	7,192.45
5700 · OPERATIONS & MAINT EXP			
5705 · Maintenance Salaries	11,756.85	11,027.73	729.12
5710 · Maint FICA & Medicare	904.93	926.38	(21.45)
5715 · Maint Health Benefits	1,675.27	1,067.65	607.62
5720 · Water and Sewer	481.35	457.34	24.01

Prairie Crossing Charter School
Profit & Loss Prev Year Comparison
March 2018

	Mar 18	Mar 17	\$ Change
5730 · Gas and Electricity	4,401.70	3,063.56	1,338.14
5735 · Garbage	118.85	233.04	(114.19)
5740 · Life Safety	853.38	379.00	474.38
5745 · Snow Removal	263.62	1,128.84	(865.22)
5765 · Maintenance Equipment	177.51	0.00	177.51
5770 · Maintenance Supplies	1,083.49	370.88	712.61
5775 · Long-Term Maint & Repairs	3,022.73	250.56	2,772.17
5795 · Other Maint Exps	0.00	42.01	(42.01)
Total 5700 · OPERATIONS & MAINT EXP	24,739.68	18,946.99	5,792.69
5800 · FUNDRAISING EXP			
5830 · Scholastic Book Fair	904.83	1,184.00	(279.17)
5865 · Green Team Exp - Rain Barrels	34.59	0.00	34.59
Total 5800 · FUNDRAISING EXP	939.42	1,184.00	(244.58)
5900 · GRANT EXPENSE			
5905 · IDEA Grant Exp	15,295.90	13,284.96	2,010.94
5910 · Title I Exp	4,564.67	7,967.68	(3,403.01)
5915 · Title II Teacher Quality Exp	0.00	150.00	(150.00)
5922 · Title IV - Student Support	452.84	0.00	452.84
5935 · Title III ELL - TBE/TPI	1,546.00	1,828.93	(282.93)
5995 · Other Grants Expenditures	75.00	25.15	49.85
Total 5900 · GRANT EXPENSE	21,934.41	23,256.72	(1,322.31)
Total Expense	422,054.36	418,949.14	3,105.22
Net Ordinary Income	151,321.77	83,570.52	67,751.25
Other Income/Expense			
Other Income			
7100 · NON OPERATING INC-PSO FUNDRAISG			
7102 · Fundraising			
7104 · Food Events / Pizza Day	701.25	0.00	701.25
7107 · SCRIP	6,723.50	4,315.00	2,408.50
7110 · Other	102.00	0.00	102.00
7112 · Spirit Wear - PSO	16.00	0.00	16.00
Total 7102 · Fundraising	7,542.75	4,315.00	3,227.75
Total 7100 · NON OPERATING INC-PSO FUNDRAISG	7,542.75	4,315.00	3,227.75
Total Other Income	7,542.75	4,315.00	3,227.75
Other Expense			
7200 · NON OPERATING EXPENSE			
7220 · PCCSHI-Mortgage Loan Interest			
7222 · LFB Loan Interest Expense	22,950.05	22,059.56	890.49
7226 · Gain/Loss on Interest Rate Swap	10,026.61	16,976.79	(6,950.18)
Total 7220 · PCCSHI-Mortgage Loan Interest	32,976.66	39,036.35	(6,059.69)
7227 · State Charter School Commission	32,451.61	0.00	32,451.61
7244 · Lease Interest Expense	78.78	102.05	(23.27)
7246 · Depreciation	7,298.79	7,298.79	0.00
7247 · Amortization	617.94	617.94	0.00
7248 · Depreciation - LLC	22,475.58	22,475.58	0.00
7249 · Amortization - LLC	2,336.50	2,212.67	123.83
7300 · NON OPERATING-PSO EXPENSE			
7304 · Bank Fees	8.50	69.70	(61.20)
7311 · SCRIP	4,343.98	3,388.90	955.08
7322 · Teacher Sup Exp Reimb	642.57	207.57	435.00
7323 · Community Care/Family Social	10.00	0.00	10.00
Total 7300 · NON OPERATING-PSO EXPENSE	5,005.05	3,666.17	1,338.88
Total 7200 · NON OPERATING EXPENSE	103,240.91	75,409.55	27,831.36

3:28 PM

04/10/18

Accrual Basis

Prairie Crossing Charter School
Profit & Loss Prev Year Comparison
March 2018

	<u>Mar 18</u>	<u>Mar 17</u>	<u>\$ Change</u>
Total Other Expense	103,240.91	75,409.55	27,831.36
Net Other Income	(95,698.16)	(71,094.55)	(24,603.61)
Net Income	<u>55,623.61</u>	<u>12,475.97</u>	<u>43,147.64</u>

Prairie Crossing Charter School
Statement of Cash Flows
 July 2017 through March 2018

	Jul '17 - Mar 18
OPERATING ACTIVITIES	
Net Income	593,807.89
Adjustments to reconcile Net Income to net cash provided by operations:	
1200 · Accounts Receivable	(20,821.97)
1250 · Grants Receivable	116,987.60
1320 · Prepaid Expense	(14,755.23)
1330 · Charter Renewal Fees	5,561.46
1490 · Accumulated Depreciation	65,689.11
1660 · PCCSHI-Accumulated Depreciation	202,280.22
2002 · Accounts Payables	25,949.25
2151 · Deferred Revenue-Fees	(16,575.25)
2152 · Deferred Revenue - ISBE	1,361,072.90
2155 · Deferred Revenue - B/A Care	(360.00)
2210 · Accrued Salaries	8,456.52
2010 · Accounts Payable - Accrued	(117,866.31)
2061 · Restricted Contributions-other	(971.52)
2211 · Accrued Bonuses	(213,000.00)
2212 · Accrued FICA/Medicare/TRS Bonus	394.81
Net cash provided by Operating Activities	1,995,849.48
INVESTING ACTIVITIES	
1420 · Computers - New Building	(23,183.00)
1460 · Furniture & Fixtures - Other	(29,704.27)
1607 · Capitalized Closing Costs	21,028.50
1630 · PCCSHI-Buildings	(214,838.12)
Net cash provided by Investing Activities	(246,696.89)
FINANCING ACTIVITIES	
2300 · Capital Lease Obligations - ST	(3,534.18)
2607 · Series 2011 Revenue Bonds	(191,239.00)
2608 · Interest Rate Swap Liability	(102,679.60)
Net cash provided by Financing Activities	(297,452.78)
Net cash increase for period	1,451,699.81
Cash at beginning of period	1,597,862.05
Cash at end of period	3,049,561.86